



**CITY COUNCIL
REGULAR SESSION MINUTES
SEPTEMBER 15, 2021**

PRESENT:

Dr. Larry Wallace Jr., Mayor (Absent)

COUNCIL MEMBERS:

Dr. Christopher Harvey, Mayor Pro Tem, Place 3
Emily Hill, Place 1
Anne Weir, Place 2
Sonia Wallace, Place 4 (Absent)
Deja Hill, Place 5
Gene Kruppa, Place 6 (Absent)

CITY STAFF:

Scott Dunlop, Interim City Manager
Lluvia T. Almaraz, City Secretary
Ryan Phipps, Chief of Police
Lydia Collins, Director of Finance
Denver Collins, Captain
Tracey Vasquez, HR Manager
Michael Tuley, Director of Public Works
Heath Ferguson, IT Manager
Sarah Friberg, Court Administrator
Frank Phelan, City Engineer

REGULAR SESSION – 7:00 P.M.

With a quorum of the Council Members present, the regular session of the Manor City Council was called to order by Mayor Pro Tem Harvey at 7:05 p.m. on Wednesday, September 15, 2021, in the Council Chambers of the Manor City Hall, 105 E. Eggleston St., Manor, Texas.

PLEDGE OF ALLEGIANCE

At the direction of Mayor Pro Tem Harvey, Council Member Deja Hill led the Pledge of Allegiance.

PROCLAMATIONS

A. Declaring the month of October 2021, as “Breast Cancer Awareness Month”

Mayor Pro Tem Harvey read and presented proclamation to Council Member Weir.

B. Declaring the month of October 2021, as “Domestic Violence Awareness Month”

Mayor Pro Tem Harvey read and presented proclamation to Chief Phipps.

C. Declaring September 15 – October 15, 2021, as “Hispanic Heritage Month”

Mayor Pro Tem Harvey read and presented proclamation to Council Member Emily Hill.

PUBLIC COMMENTS

No one appeared at this time.

REPORTS

Reports about items of community interest on which no action was taken.

A. Cap Metro

Mayor Pro Tem Harvey gave an update summary report on CapMetro.

Mayor Pro Tem Harvey adjourned the regular session of the Manor City Council into Executive Session at 7:13 p.m. on Wednesday, September 15, 2021, in accordance with the requirements of the Open Meetings Law.

EXECUTIVE SESSION

The Manor City Council convene into executive session pursuant to the provisions of Chapter 551 Texas Government Code, in accordance with the authority contained in - *Sections 551.087 Deliberations regarding Economic Development Negotiations – Holley-Smith PID* at 7:13 p.m. on Wednesday, September 15, 2021.

The Executive Session was adjourned at 8:02 p.m. on Wednesday, September 15, 2021.

OPEN SESSION

The City Council reconvened into Open Session pursuant to the provisions of Chapter 551 Texas Government Code and took action on item(s) discussed during Closed Executive Session at 8:02 p.m. on Wednesday, September 15, 2021.

Mayor Pro Tem Harvey opened the floor for action to be taken on the items discussed in the Executive Session.

There was no action taken.

PUBLIC HEARINGS

1. Conduct a public hearing on the FY2021-2022 Proposed Annual Budget of the City of Manor, Texas.

The City staff recommended that the City Council conduct the public hearing.

Mayor Pro Tem Harvey opened the public hearing.

Director of Finance Collins discussed the attached proposed budget.

MOTION: Upon a motion made by Council Member Deja Hill and seconded by Council Member Weir, to close the Public Hearing.

There was no further discussion.

Motion to close carried 4-0

2. Conduct a public hearing on the FY2021-2022 Proposed Property Tax Rate of the City of Manor, Texas.

The City staff recommended that the City Council conduct the public hearing.

Mayor Pro Tem Harvey opened the public hearing.

Director of Finance Collins discussed the proposed Property Tax Rate.

MOTION: Upon a motion made by Council Member Deja Hill and seconded by Council Member Weir, to close the Public Hearing.

There was no further discussion.

Motion to close carried 4-0

3. Conduct a public hearing on an ordinance annexing 93.983 acres of land, more or less, located in Travis County, including the abutting streets, roadways, and rights-of-way into the corporate limits of Manor, Texas, at the request of the property owner, approving an agreement for the provision of services for the annexed area and providing for other related matters.

The City staff recommended that the City Council conduct the public hearing.

Mayor Pro Tem Harvey opened the public hearing.

Interim City Manager Dunlop discussed the proposed annexation ordinance.

MOTION: Upon a motion made by Council Member Weir and seconded by Council Member Emily Hill, to close the Public Hearing.

There was no further discussion.

Motion to close carried 4-0

- 4. Conduct a public hearing on an ordinance annexing 42.921 acres of land, more or less, located in Travis County, including the abutting streets, roadways, and rights-of-way into the corporate limits of Manor, Texas, at the request of the property owner, approving an agreement for the provision of services for the annexed area and providing for other related matters.**

The City staff recommended that the City Council conduct the public hearing.

Mayor Pro Tem Harvey opened the public hearing.

Interim City Manager Dunlop discussed the proposed annexation ordinance.

MOTION: Upon a motion made by Council Member Weir and seconded by Council Member Emily Hill, to close the Public Hearing.

There was no further discussion.

Motion to close carried 4-0

- 5. Conduct a public hearing on an ordinance rezoning 137 acres, more or less, out of the Sumner Bacon Survey, Abstract No. 63, and being located near the intersection of N. FM 973 and Arnhamn Lane, Manor, TX to Single Family Standard (SF-2).
*Applicant: Carlson, Brigrance & Doering, Inc.; Owner: Estate of Mary Ruth Arnold Holley***

The City staff recommended that the City Council conduct the public hearing.

Mayor Pro Tem Harvey opened the public hearing.

Interim City Manager Dunlop discussed the proposed rezoning request.

MOTION: Upon a motion made by Council Member Emily Hill and seconded by Council Member Weir, to close the Public Hearing.

There was no further discussion.

Motion to close carried 4-0

6. **Conduct a public hearing on an ordinance annexing 30.8643 acres of land, more or less, located in Travis County, including the abutting streets, roadways, and rights-of-way into the corporate limits of Manor, Texas, at the request of the property owner, approving an agreement for the provision of services for the annexed area and providing for other related matters.**

The City staff recommended that the City Council conduct the public hearing.

Mayor Pro Tem Harvey opened the public hearing.

Chris Bradford with Jackson Walker LLP, 100 Congress Avenue, Suite 1100, Austin, Texas, submitted a speaker card in support of this item, however; he did not wish to speak but was available to address any questions posed by City Council.

Interim City Manager Dunlop discussed the proposed annexation.

MOTION: Upon a motion made by Council Member Weir and seconded by Council Member Emily Hill, to close the Public Hearing.

There was no further discussion.

Motion to close carried 4-0

7. **Conduct a public hearing on an ordinance rezoning 30.89 acres, more or less, out of the Greenbury Gates Survey No. 63, Abstract No. 315, and being located at 13119 US Hwy 290 E, Manor, TX to Medium Commercial (C-2) and Multi-Family 25 (MF-2).**

The City staff recommended that the City Council conduct the public hearing.

Mayor Pro Tem Harvey opened the public hearing.

Chris Bradford with Jackson Walker LLP, 100 Congress Avenue, Suite 1100, Austin, Texas, submitted a speaker card in support of this item, however; he did not wish to speak but was available to address any questions posed by City Council.

Interim City Manager Dunlop discussed the proposed rezoning request.

MOTION: Upon a motion made by Council Member Weir and seconded by Council Member Emily Hill, to close the Public Hearing.

There was no further discussion.

Motion to close carried 4-0

CONSENT AGENDA

8. **Consideration, discussion, and possible action to approve the City Council Minutes of the September 1, 2021, City Council Regular Meeting.**
9. **Consideration, discussion, and possible action on the acceptance of the August 2021 Departmental Reports.**
 - **Police – Ryan Phipps, Chief of Police**
 - **Development Services – Scott Dunlop, Development Services Director**
 - **Community Development – Debbie Charbonneau, Heritage and Tourism Manager**
 - **Municipal Court – Sarah Friberg, Court Clerk**
 - **Public Works – Michael Tuley, Director of Public Works**
 - **Finance – Lydia Collins, Director of Finance**

MOTION: Upon a motion made by Council Member Weir and seconded by Council Member Emily Hill, to approve the Consent Agenda.

There was no further discussion.

Motion to approve carried 4-0

REGULAR AGENDA

10. **Consideration, discussion, and possible action on a resolution authorizing publication of notice of intention to issue combination tax and revenue certificates of obligation for improvements to the City's water and wastewater systems.**

The City staff recommended that the City Council approve Resolution 2021-20 authorizing publication of notice of intention to issue combination tax and revenue certificates of obligation for improvements to the City's water and wastewater systems and choose Option 3 in the amount of \$6,360,000.

Christine Lane, Financial Advisor submitted a speaker card in support of this item, however; she did not wish to speak but was available to address any questions posed by City Council.

Gregory Milles, Bond Counsel submitted a speaker card in support of this item, however; he did not wish to speak but was available to address any questions posed by City Council.

Interim City Manager Dunlop discussed the proposed notice of intention to issue combination tax and revenue certificates of obligation for improvements to the City's water and wastewater systems.

City Engineer Phelan clarified options presented.

Resolution No. 2021-20: Resolution Authorizing Publication of Notice of Intention to Issue Combination Tax and Revenue Certificates of Obligation.

MOTION: Upon a motion made by Council Member Deja Hill and seconded by Council Member Weir, to approve Resolution 2021-20 authorizing publication of notice of intention to issue combination tax and revenue certificates of obligation for improvements to the City's water and wastewater systems and choose Option 3 in the amount of \$6,360,000.

There was no further discussion.

Motion to approve carried 4-0

11. Consideration, discussion, and possible action on the Agreement Regarding Post-Annexation Provision of Services for Property to be Annexed into the City of Manor being a 93.983 acre tract located in Travis County, Texas.

The City staff recommended that the City Council approve the Agreement Regarding Post-Annexation Provision of Services for Property to be Annexed into the City of Manor being a 93.983 acre tract located in Travis County, Texas.

Interim City Manager Dunlop discussed the proposed agreement.

MOTION: Upon a motion made by Council Member Weir and seconded by Council Member Emily Hill, to approve the Agreement Regarding Post-Annexation Provision of Services for Property to be Annexed into the City of Manor being a 93.983 acre tract located in Travis County, Texas and authorize the Mayor Pro Tem to sign agreement.

There was no further discussion.

Motion to approve carried 4-0

12. Consideration, discussion, and possible action on the Agreement Regarding Post-Annexation Provision of Services for Property to be Annexed into the City of Manor being a 42.921 acre tract located in Travis County, Texas.

The City staff recommended that the City Council approve the Agreement Regarding Post-Annexation Provision of Services for Property to be Annexed into the City of Manor being a 42.921 acre tract located in Travis County, Texas.

Interim City Manager Dunlop discussed the proposed agreement.

MOTION: Upon a motion made by Council Member Weir and seconded by Council Member Emily Hill, to approve the Agreement Regarding Post-Annexation Provision of Services for Property to be Annexed into the City of Manor being a 42.921 acre tract located in Travis County, Texas and authorize the Mayor Pro Tem to sign agreement.

There was no further discussion.

Motion to approve carried 4-0

13. First Reading: Consideration, discussion, and possible action on an ordinance annexing 93.983 acres of land, more or less, located in Travis County, including the abutting streets, roadways, and rights-of-way into the corporate limits of Manor, Texas, at the request of the property owner, approving an agreement for the provision of services for the annexed area and providing for other related matters.

The City staff recommended that the City Council approve the first reading of an ordinance annexing 93.983 acres of land, more or less, located in Travis County, including the abutting streets, roadways, and rights-of-way into the corporate limits of Manor, Texas, at the request of the property owner, approving an agreement for the provision of services for the annexed area and providing for other related matters.

Interim City Manager Dunlop discussed the proposed annexation.

Ordinance: An Ordinance of The City of Manor, Texas Annexing 93.983 Acres of Land, More or Less, Located in Travis County, Including the Abutting Streets, Roadways, and Rights-Of-Way Into the Corporate Limits of the City, at the Request of the Property Owner; Approving an Agreement for the Provision of Services for the Annexed Area; Making Findings of Fact; Providing a Severability Clause and an Effective Date; and Providing for Open Meetings and Other Related Matters.

MOTION: Upon a motion made by Council Member Weir and seconded by Council Member Emily Hill, to approve the first reading of an ordinance annexing 93.983 acres of land, more or less, located in Travis County, including the abutting streets, roadways, and rights-of-way into the corporate limits of Manor, Texas, at the request of the property owner, approving an agreement for the provision of services for the annexed area and providing for other related matters.

There was no further discussion.

Motion to accept carried 4-0

14. First Reading: Consideration, discussion, and possible action on an ordinance annexing 42.921 acres of land, more or less, located in Travis County, including the abutting streets, roadways, and rights-of-way into the corporate limits of Manor, Texas, at the request of the property owner, approving an agreement for the provision of services for the annexed area and providing for other related matters.

The City staff recommended that the City Council approve the first reading of an ordinance annexing 42.921 acres of land, more or less, located in Travis County, including the abutting streets, roadways, and rights-of-way into the corporate limits of Manor, Texas, at the request of the property owner, approving an agreement for the provision of services for the annexed area and providing for other related matters.

Interim City Manager Dunlop discussed the proposed annexation.

Ordinance: An Ordinance of The City of Manor, Texas Annexing 42.921 Acres of Land, More or Less, Located in Travis County, Including the Abutting Streets, Roadways, and Rights-Of-Way Into the Corporate Limits of the City, at the Request of the Property Owner; Approving an Agreement for the Provision of Services for the Annexed Area; Making Findings Of Fact; Providing a Severability Clause and an Effective Date; and Providing for Open Meetings and Other Related Matters.

MOTION: Upon a motion made by Council Member Weir and seconded by Council Member Emily Hill, to approve the first reading of an ordinance annexing 42.921 acres of land, more or less, located in Travis County, including the abutting streets, roadways, and rights-of-way into the corporate limits of Manor, Texas, at the request of the property owner, approving an agreement for the provision of services for the annexed area and providing for other related matters.

There was no further discussion.

Motion to approve carried 4-0

15. First Reading: Consideration, discussion, and possible action on an ordinance rezoning 137 acres, more or less, out of the Sumner Bacon Survey, Abstract No. 63, and being located near the intersection of N. FM 973 and Arnhamn Lane, Manor, TX to Single Family Standard (SF-2). Applicant: Carlson, Brigance & Doering, Inc.; Owner: Estate of Mary Ruth Arnold Holley

The City staff recommended that the City Council approve the first reading of an ordinance rezoning 137 acres, more or less, out of the Sumner Bacon Survey, Abstract No. 63, and being located near the intersection of N. FM 973 and Arnhamn Lane, Manor, TX to Single Family Standard (SF-2).

Interim City Manager Dunlop discussed the rezoning request.

Ordinance: An Ordinance of The City of Manor, Texas, Amending the Zoning Ordinance by Rezoning a Parcel of Land to Single Family Standard (SF-2); Making Findings of Fact; and Providing for Related Matters.

MOTION: Upon a motion made by Council Member Emily Hill and seconded by Council Member Weir, to approve the first reading of an ordinance rezoning 137 acres, more or less, out of the Sumner Bacon Survey, Abstract No. 63, and being located near the intersection of N. FM 973 and Arnhamn Lane, Manor, TX to Single Family Standard (SF-2).

There was no further discussion.

Motion to approve carried 4-0

16. Consideration, discussion, and possible action on the Agreement Regarding Post-Annexation Provision of Services for Property to be Annexed into the City of Manor being a 30.8643 acre tract located in Travis County, Texas.

The City staff recommended that the City Council approve the Agreement Regarding Post-Annexation Provision of Services For Property To Be Annexed Into the City of Manor being a 30.8643 acre tract located in Travis County, Texas.

Chris Bradford with Jackson Walker LLP, 100 Congress Avenue, Suite 1100, Austin, Texas, submitted a speaker card in support of this item, however; he did not wish to speak but was available to address any questions posed by City Council.

Interim City Manager Dunlop discussed the proposed agreement.

MOTION: Upon a motion made by Council Member Weir and seconded by Council Member Emily Hill, approve the Agreement Regarding Post-Annexation Provision of Services for Property to Be Annexed Into the City of Manor being a 30.8643 acre tract located in Travis County, Texas and authorize the Mayor Pro Tem to sign the agreement.

There was no further discussion.

Motion to approve carried 4-0

17. First Reading: Consideration, discussion, and possible action on an ordinance annexing 30.8643 acres of land, more or less, located in Travis County, including the abutting streets, roadways, and rights-of-way into the corporate limits of Manor, Texas, at the request of the property owner, approving an agreement for the provision of services for the annexed area and providing for other related matters.

The City staff recommended that the City Council approve the first reading of an ordinance annexing 30.8643 acres of land, more or less, located in Travis County, including the abutting streets, roadways, and rights-of-way into the corporate limits of Manor, Texas, at the request of the property owner, approving an agreement for the provision of services for the annexed area and providing for other related matters.

Interim City Manager Dunlop discussed the proposed annexation.

Ordinance No. An Ordinance of The City of Manor, Texas Annexing 30.8643 Acres of Land, More or Less, Located in Travis County, Including the Abutting Streets, Roadways, and Rights-Of-Way Into the Corporate Limits of The City, at the Request of the Property Owner; Approving an Agreement for the Provision of Services for the Annexed Area; Making Findings of Fact; Providing a Severability Clause and an Effective Date; and Providing for Open Meetings and Other Related Matters.

MOTION: Upon a motion made by Council Member Emily Hill and seconded by Council Member Weir, to approve the first reading of an ordinance annexing 30.8643 acres of land, more or less, located in Travis County, including the abutting streets, roadways, and rights-of-way into the corporate limits of Manor, Texas, at the request of the property owner, approving an agreement for the provision of services for the annexed area and providing for other related matters.

There was no further discussion.

Motion to approve carried 4-0

18. First Reading: Consideration, discussion, and possible action on of an ordinance zoning 30.8643 acres of land, more or less, out of the Greenbury Gates Survey No. 63, Abstract No. 315, and being located at 13119 US Hwy 290 E, Manor, TX to Medium Commercial (C-2) and Multi-Family 25 (MF-2). Applicant: Jackson Walker, LLP Owner: Manor RV Park, LLC

The City staff recommended that the City Council approve the first reading of an ordinance zoning 30.8643 acres of land, more or less, out of the Greenbury Gates Survey No. 63, Abstract No. 315, and being located at 13119 US Hwy 290 E, Manor, TX to Medium Commercial (C-2) and Multi-Family 25 (MF-2), with a condition that the use of the property as an RV Park, if developed, shall be a non-conforming use which shall not terminate upon the sale or conveyance of the property or damage to or destruction of the RV Park, but shall terminate only when the RV Park use ceases for a period of 90 consecutive days or longer.

Chris Bradford with Jackson Walker LLP, 100 Congress Avenue, Suite 1100, Austin, Texas, submitted a speaker card in support of this item, however; he did not wish to speak but was available to address any questions posed by City Council.

Interim City Manager Dunlop discussed the proposed zoning request.

Ordinance: An Ordinance of The City of Manor, Texas, Amending the Zoning Ordinance by Zoning a Parcel of Land to Medium Commercial (C-2) and Multi-Family 25 (MF-2); Making Findings of Fact; and Providing for Related Matters.

MOTION: Upon a motion made by Council Member Anne Weir and seconded by Council Member Emily Hill, to approve the first reading of an ordinance zoning 30.8643 acres of land, more or less, out of the Greenbury Gates Survey No. 63, Abstract No. 315, and being located at 13119 US Hwy 290 E, Manor, TX to Medium Commercial (C-2) and Multi-Family 25 (MF-2), with a condition that the use of the property as an RV Park, if developed, shall be a non-conforming use which shall not terminate upon the sale or conveyance of the property or damage to or destruction of the RV Park, but shall terminate only when the RV Park use ceases for a period of 90 consecutive days or longer.

There was no further discussion.

Motion to approve carried 4-0

19. Consideration, discussion, and possible action on the Deposit Agreement Supplement – Public Improvement District, Lagos PID Improvement Area #1 Bonds.

The City staff recommended that the City Council approve the Deposit Agreement Supplement – Public Improvement District, Lagos PID Improvement Area #1 Bonds.

Interim City Manager Dunlop discussed the proposed agreement.

MOTION: Upon a motion made by Council Member Weir and seconded by Council Member Emily Hill, to approve the Deposit Agreement Supplement – Public Improvement District, Lagos PID Improvement Area #1 Bonds and authorize the Mayor Pro Tem to sign agreement.

There was no further discussion.

Motion to approve carried 4-0

20. Consideration, discussion, and possible action on renewing the re-rate notice and benefits verification form for FY 2021-2022 between the City of Manor and the health insurance pool, TML-Health; and authorize the interim City Manager to execute the re-rate notice and benefits verification form.

The City staff recommended that the City Council renew the re-rate notice and benefits verification form for FY 2021-2022 between the City of Manor and the health insurance pool, TML-Health; and authorize the interim City Manager to execute the re-rate notice and benefits verification form.

HR Manager Vasquez discussed the proposed health insurance options.

MOTION: Upon a motion made by Council Member Weir and seconded by Council Member Emily Hill, to renew the re-rate notice and benefits verification form for FY 2021-2022 between the City of Manor and the health insurance pool, TML-Health; and authorize the interim City Manager to execute the re-rate notice and benefits verification form.

There was no further discussion.

Motion to approve carried 4-0

21. Acknowledge the resignation of Planning and Zoning Commissioner's Philip Tryon, Place No. 3; and Commissioner Tasha Green, Place No. 2; and declare vacancies.

The City staff recommended that the City Council acknowledge the resignation of Planning and Zoning Commissioner's Philip Tryon, Place No. 3; and Commissioner Tasha Green, Place No. 2; and declare vacancies.

MOTION: Upon a motion made by Council Member Weir and seconded by Council Member Emily Hill, acknowledge the resignation of Planning and Zoning Commissioner's Philip Tryon, Place No. 3; and Commissioner Tasha Green, Place No. 2; and declare vacancies.

There was no further discussion.

Motion to approve carried 4-0

Mayor Pro Tem Harvey adjourned the regular session of the Manor City Council into Executive Session at 9:06 p.m. on Wednesday, September 15, 2021, in accordance with the requirements of the Open Meetings Law.

EXECUTIVE SESSION

The Manor City Council convene into executive session pursuant to the provisions of Chapter 551 Texas Government Code, in accordance with the authority contained in - *Section 551.074 (Personnel Matters) to deliberate the performance of the City Manager; and to deliberate the employment of Human Resources Specialist, Planning Coordinator, Social Resource Specialist, Assistant Chief, Crime Analyst Tech, Emergency Management Specialist, Police Clerk, MS4 Inspector, Utility Inspector, Heavy Equipment Operator, and Parks Crewman* at 9:06 p.m. on Wednesday, September 15, 2021.

The Executive Session was adjourned at 12:13 a.m. on Wednesday, September 15, 2021.

OPEN SESSION

The City Council reconvened into Open Session pursuant to the provisions of Chapter 551 Texas Government Code and took action on item(s) discussed during Closed Executive Session at 12:13 a.m. on Wednesday, September 15, 2021.

Mayor Pro Tem Harvey opened the floor for action to be taken on the items discussed in the Executive Session.

22. Consideration, discussion, and possible action on an ordinance adopting the Annual Budget for the City of Manor for the fiscal year beginning October 1, 2021 and ending September 30, 2022.

The City staff recommended that the City Council approve Ordinance No. 621 adopting the Annual Budget for the City of Manor for the fiscal Year beginning October 1, 2021 and ending September 30, 2022.

Ordinance No. 621: An Ordinance of The City of Manor, Texas, Adopting an Annual Budget for the Ensuing Fiscal Year Beginning October 1, 2021, and Ending September 30, 2022; Appropriating the Various Amounts Thereof, and Repealing all Ordinances or Parts of Ordinances in Conflict Therewith; and Providing for an Effective Date.

MOTION: Upon a motion made by Council Member Deja Hill and seconded by Council Member Emily Hill, to approve Ordinance No. 621 adopting the Annual Budget for the City of Manor for the fiscal Year beginning October 1, 2021 and ending September 30, 2022.

There was no further discussion.

Motion to approve carried 4-0

23. Consideration, discussion, and possible action on an ordinance levying Ad Valorem taxes for the use and support of the municipal government of the City of Manor for the fiscal year beginning October 1, 2021, and ending September 30, 2022.

The City staff recommended that the City Council approve Ordinance No. 622 for FY 2021-2022 Property Tax Rate.

Ordinance No. 622: An Ordinance of The City of Manor, Texas, Levying Ad Valorem Taxes for the Use and Support of The Municipal Government of the City for the Fiscal Year Beginning October 1, 2021, and Ending September 30, 2022; Providing for Apportioning Each Levy for Specific Purposes; and Establishing When Taxes Shall Become Due and Same Shall Become Delinquent, if not Paid.

MOTION: Upon a motion made by Council Member Weir and seconded by Council Member Emily Hill, to approve Ordinance No. 622 for FY 2021-2022 Property Tax Rate “I move that the property tax rate be decreased by the adoption of a tax rate of \$0.7827 on each \$100.00 valuation of property, which is effectively a 4.27% decrease in the tax rate.”

There was no further discussion.

Motion to approve carried 4-0

ADJOURNMENT

The Regular Session of the Manor City Council Adjourned at 12:16 a.m. on Wednesday, September 15, 2021.


These minutes approved by the Manor City Council on the 20th day of October 2021.

APPROVED:




Dr. Larry Wallace Jr.
Mayor

ATTEST:



Lluvia T. Almaraz, TRMC
City Secretary



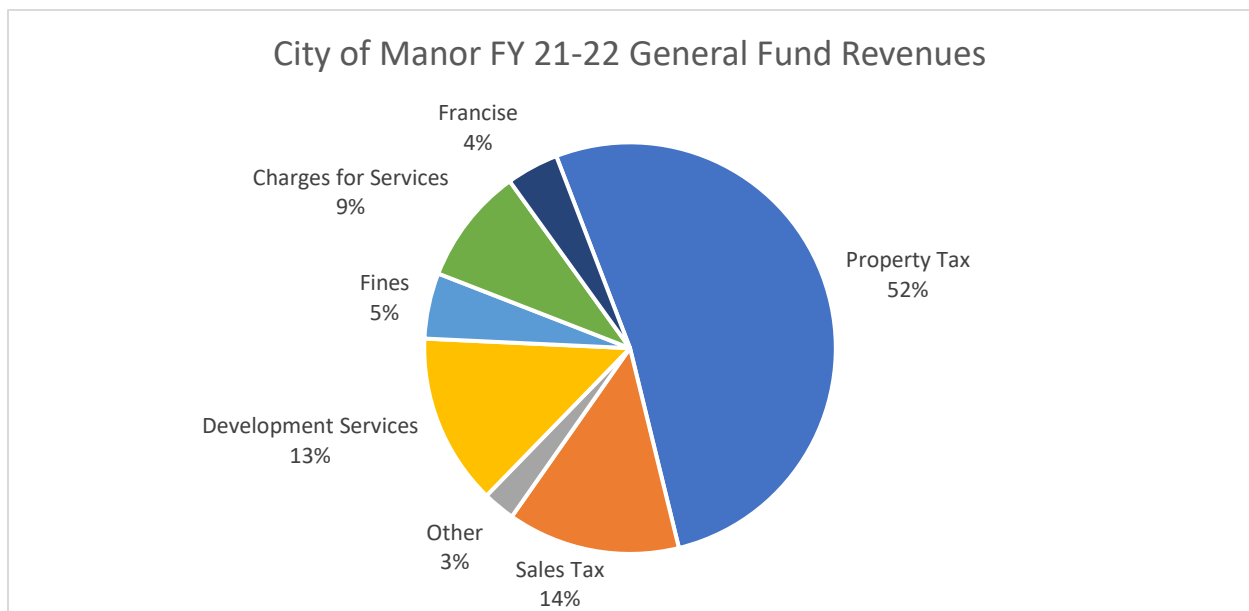


City Manager’s FY 21-22 Annual Budget Summary

Dear Mayor Wallace and City Councilmembers,

The proposed FY 2021-2022 Annual Budget presents a balanced plan that funds existing city services and programs and provides for the enhancements and additions of services and community benefits to meet the demands of our fast-growing city. As presented, this plan allocates \$275,015 specifically for a new community amenity, service, or program which is in addition to the community services and programs within existing department’s funding. The total General Fund revenue from all sources is **\$14,275,439** with a total General Fund expenditure of **\$14,275,439**, for a balanced budget that does not incur debt spending.

FY 21-22 General Fund Revenue

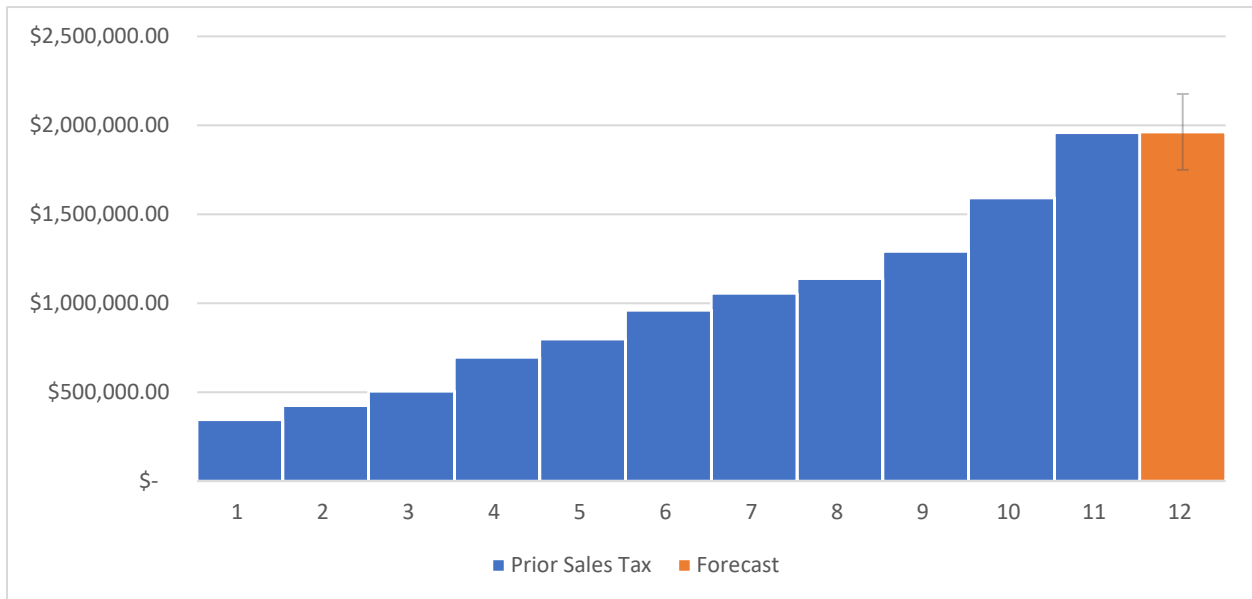


Revenue into the city’s General Fund is the primary funding source for the city’s basic operations including Police, Streets, Parks, Administration (which include Finance, HR, and IT), Development Services, and Court. Property taxes make up the largest share of the city’s General Fund (\$7,411,430.00) with sales tax (\$1,932,496.0) and Development Services fees (\$1,918,842.00) second and third, respectively. Water and Wastewater expenditures are largely funded through revenue from the Utility account, which is separate from the General Fund.

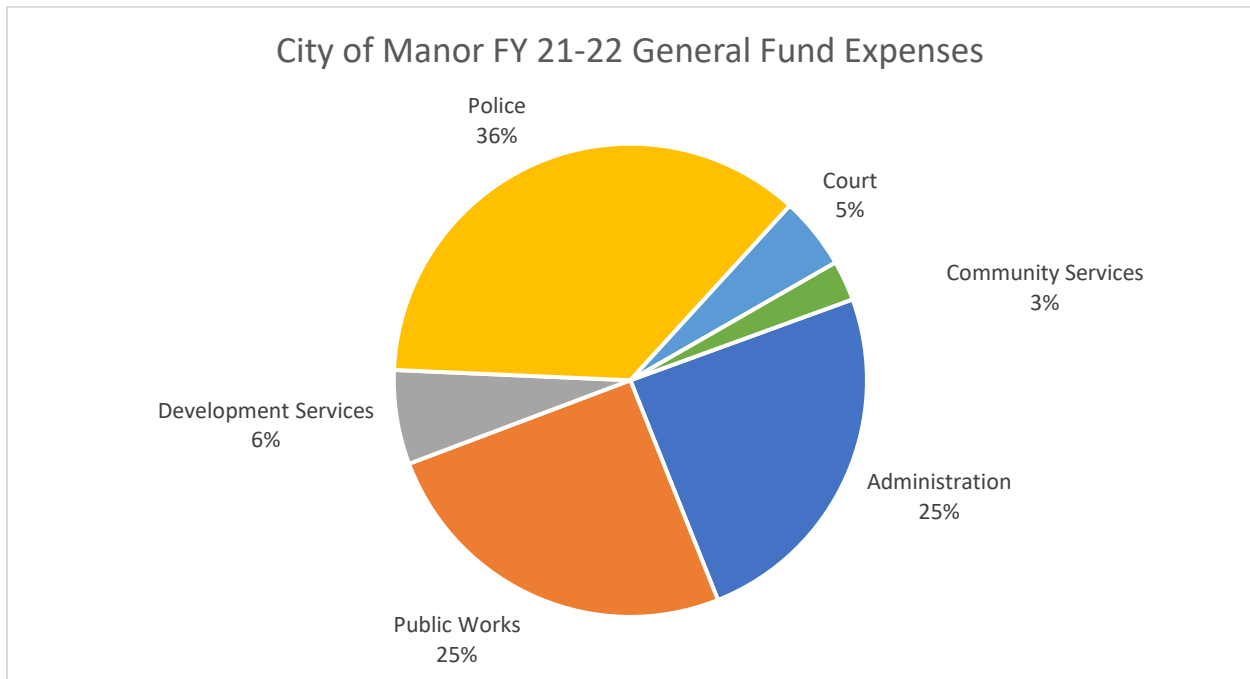
The **property tax rate for FY 21-22 is proposed to be reduced to \$0.7827** per \$100.00 of valuation. The current/prior tax rate is \$0.8161, therefore a reduction of \$0.0334 per \$100.00 of valuation represents a **4.27% decrease** in property tax. The decrease in property taxes is driven by the increased valuation of homes and businesses within the city as well as the continued construction of new homes and businesses. The property tax rate is anticipated to continue to be reduced as larger projects such as apartments, a hotel, and industrial projects are completed over the next 2 years. Additionally, valuations are predicted to continue to increase year-over-year.

The city continues to receive **increased sales tax revenue** year-over-year, with last fiscal year (20-21) when an allocation of \$1,958,096.83 was received. The FY 21-22 budget, as prior city budgets have done, maintains this level of revenue with an **estimated sales tax revenue of \$1,932,496.00**. While the city receives higher sales tax receipts each year than the prior year, when proposing a new FY budget, we maintain the prior year's sales tax because sales tax revenue can be highly variable, with some years seeing large increases and some smaller. This budget proposal maintains a conservative approach to sales tax revenue by maintaining the prior fiscal year's total. When we revise the budget in the Spring and bring to the City Council an Amended Budget, we have a better understanding of our sales tax revenue (as well as other revenue sources), so we can allocate additional money accordingly, such as to additional community services and programs.

The city only receives half of the 2% sales tax imposed by the city as 1% is allocated to Capital Metro. Additionally, in some portions of the city Travis County Emergency Services District 12 (ESD 12) has claimed the full 2% sales but through an agreement with them, the city receives half, or 1%, of their collected sales tax revenue in those areas.



FY 21-22 General Fund Expenditures



The city's General Fund is the main source of funding for most of the city's operations. The FY 21-22 budget anticipates expenditures of **\$14,275,439** including Police (\$5,194,500), Public Works – Streets and Parks (\$3,642,060) and Administration – Finance, HR, IT, Economic Development, City Management (\$3,528,640). Water and Wastewater expenditures (\$4,408,683) come out of the Utility Fund, not the General Fund.

Within the General Fund expenditures are new and existing community services and programs. **New expenditures include:**

- The allocation of **\$394,377** towards a new Council determined community amenity, service, or program
- **5 new community programs** administered by the Police Department
 - After 5 (Teenage focused program for after school, targeting apartment living teenagers)
 - New Driver Traffic Basics (Law Enforcement interaction for new driving Teenagers)
 - It's My Card (Elderly scam prevention program)
 - Alguna Pregunta (Any Questions) Spanish program targeting our immigrant community to build connection, trust and understanding of local law enforcement role in the immigration process.
 - The Cliff (Teenager focused program on life guidance as a teenager comes of age to leave home. Program will bring in specialty guest covering topics of Finance & life skills)

- Increasing our Street Contracted Repairs by \$96,900 to \$516,900, which in addition to the non-contracted Street Repair allocation of \$150,000, **totals \$666,900 for street repairs and maintenance.** This also includes the on-going Streets Assessment Program to create a data-driven prioritization of streets and their conditions so the city can allocate street repair funds to the highest priority roadways.
- **Small Business Programs** administered by our Heritage and Tourism Manager
 - Small Business Leadership Series
 - Façade Reimbursement Grant Program – this will be funded in the FY 21-22 budget with an initial allocation of **\$50,000**. The Program documents are being finalized and will be presented to Council for consideration.
 - Qwally – Manor Biz 101
 - Downtown Small Business Coffee
 - Travis County Thrive grant referrals to support local businesses with County provided pandemic grant funding – this **directly impacted Maxine’s Gumbo House and Libation Station.**
 - Quarterly newsletter
- The funding of a **Grant Writing Consultant at \$50,000** who can potentially bring in grant money to the city for new community programs or partnerships as well as grants for mobility improvements and utility infrastructure.
- Additionally, within the Utility Fund, Wastewater Contracted Services was **increased by \$222,802 to a total of \$239,002** to fund a complete study of our wastewater system to identify areas where stormwater is entering the system. This will allow the city to begin correcting areas where intrusions are occurring, which helps keep our wastewater plant running efficiently and as cost-effective as possible.

Existing expenditures within the FY 21-22 budget that support community services and programs include:

- **Community outreach programs and activities** lead by the Police Department. This does not include all the events and activities in which the department participates, these are the programs and services directly run by the Police Department to engage with the Manor community.
 - Manor Night Out
 - Citizens Police Academy (Adult 18+) 10 weeks
 - Youth Citizen Police Academy (Children 8-16) 3 weeks
 - Coffee With A Cop
 - Christmas 4 You (Adopted Family)
 - Birthday Drive By request
 - Manor Faith Based Alliance
 - Rainbow Warriors (School Based LGBTQ+)
- The installation of a **Splash Pad at Timmermann Park** using Parkland Funds
- The installation of **restrooms at Timmermann Park** utilizing Park Expenditures

- **Programs and events** administered by our Heritage and Tourism Manager
 - Sesquicentennial 2022
 - Leadership Manor
 - Small business promotion programs like: Shop Small, Shop Local, Spring Fling, and Summer Fun

The proposed FY 21-22 Annual Budget includes the **funding of 11 positions and creation of 4 other positions** within the city across four departments: Administration, Development Services, Police, and Public Works. These positions, more specifically detailed in the appendix following the budget, will make the city operate more efficiently and allow our employees to better serve the community with our new and existing programs and services.

The funded and unfunded positions within the 2021-2022 budget include:

Administration:

Human Resources Specialist – Funded

Development Services:

Planning Coordinator – Funded

Police:

Patrol Offices x4 – Funded
 Social Resource Specialist – Funded
 Assistant Chief – Unfunded
 Crime Analyst Tech – Unfunded
 Emergency Management Specialist - Unfunded
 Police Clerk – Unfunded

Public Works:

MS4 Inspector – Funded
 Utility Inspector – Funded
 Heavy Equipment Operator - Funded
 Parks Crewman – Funded

The FY 21-22 Annual Budget also has the inclusion of **\$30,000 for a Needs Assessment** to determine the future capacity needs of public buildings including Police and City Hall, but it would forecast all public facilities as well as including a **10% Cost of Living Adjustment** for all positions.

The 2021-2022 Annual Budget achieves the City Council’s direction for funding community benefits, grant services, and a needs assessment, all while achieving appropriate staffing levels to increase efficiency, responsiveness, and outreach to our community and keep Manor moving forward.

Thank you,

Scott Dunlop
 Interim City Manager

10 -GENERAL FUND
FINANCIAL SUMMARY

PROPOSED BUDGET WORKSHEETS
FY 2021-22

91.67 % OF YEAR COMPLETE

REVENUE SUMMARY	FY 2020-21 ACTUAL	FY 2020-21 ORIG. BUDGET	FY 2020-21 CURR. BUDGET	Y-T-D ACTUAL AS OF 08/06/2021	% OF BUDGET	BUDGET BALANCE	PROJECTED YEAR END	REQUESTED 2021-22 BUDGET
ADMINISTRATION								
TAXES	7,970,828	7,970,828	7,970,828	8,719,686	109.4	(748,858)	13,079,529	9,955,027
MISCELLANEOUS	100,442	100,442	100,442	124,384	123.8	(23,942)	186,577	215,000
PERMITS/LICENSES	6,290	6,290	6,290	425	6.8	5,865	638	6,290
OTHER	71,729	71,729	71,729	98,422	137.2	(26,693)	147,633	100,129
TOTAL ADMINISTRATION	8,149,289	8,149,289	8,149,289	8,942,918	109.7	(793,629)	13,414,377	10,276,446
STREET								
MISCELLANEOUS	84,500	84,500	84,500	187,474	221.9	(102,974)	281,211	187,474
SANITATION CHARGES	914,500	914,500	914,500	1,102,437	120.6	(187,937)	1,653,656	1,117,130
TOTAL STREET	999,000	999,000	999,000	1,289,911	129.1	(290,911)	1,934,867	1,304,604
DEVELOPMENT SERVICES								
MISCELLANEOUS	27,500	27,500	27,500	35,373	128.6	(7,873)	31,823	38,345
PERMITS/LICENSES	1,457,567	1,457,567	1,457,567	2,155,826	147.9	(698,259)	3,233,739	1,880,497
TOTAL DEVELOPMENT SERVICES	1,485,067	1,485,067	1,485,067	2,191,199	147.5	(706,132)	3,265,561	1,918,842
PARKS/RECREATION								
MISCELLANEOUS	40,000	40,000	40,000	40,000	100	0	60,000	40,000
TOTAL PARKS/RECREATION	40,000	40,000	40,000	40,000	100	0	60,000	40,000
COURT								
MISCELLANEOUS	6,500	6,500	6,500	1,584	24.4	4,916	2,376	1,096
COURT FEES	623,650	623,650	623,650	400,110	64.2	223,540	594,270	403,660
TOTAL COURT	630,150	630,150	630,150	401,694	63.7	228,456	596,646	404,756
POLICE								
MISCELLANEOUS	211,644	211,644	211,644	101,023	47.7	110,621	151,535	272,661
POLICE CHARGES/FEES	57,635	57,635	57,635	43,200	75.0	14,435	64,800	57,730
TOTAL POLICE	269,279	269,279	269,279	144,224	53.6	125,055	216,335	330,391
ECONOMIC DEV SVCS								
TAXES				400	0.0	(400)	600	400
TOTAL COMMUNITY SERVICES	0	0	0	400	0	(400)	600	400
TOTAL REVENUES	11,572,785	11,572,785	11,572,785	13,010,345	112.4	(1,437,560)	19,427,785	14,275,439

**10 -GENERAL FUND
FINANCIAL SUMMARY**

**PROPOSED BUDGET WORKSHEETS
FY 2021-22**

EXPENDITURE SUMMARY	91.67 % OF YEAR COMPLETE						PROJECTED YEAR END	REQUESTED 2021-22 BUDGET
	FY 2020-21 ACTUAL	FY 2020-21 ORIG. BUDGET	FY 2020-21 CURR. BUDGET	Y-T-D ACTUAL AS OF 08/06/2021	% OF BUDGET	BUDGET BALANCE		
ADMINISTRATION								
PERSONNEL	547,474	547,474	547,474	411,853	75.2	135,621	617,780	430,840
OPERATING	195,782	195,782	195,782	110,895	56.6	84,888	166,342	601,510
REPAIRS & MAINTENANCE	44,000	44,000	44,000	6,691	15.2	37,309	10,037	44,000
CONTRACTED SERVICES	459,798	459,798	459,798	533,004	115.9	(73,206)	799,506	651,800
TOTAL ADMINISTRATION	1,247,054	1,247,054	1,247,054	1,062,443	85.2	184,611	1,593,664	1,728,150
FINANCE								
PERSONNEL	554,944	554,944	554,944	398,814	71.9	156,130	598,221	603,665
OPERATING	148,965	148,965	148,965	114,770	77.0	34,195	172,155	151,365
REPAIRS & MAINTENANCE	2,000	2,000	2,000	2,630	131.5	(630)	3,944	2,700
CONTRACTED SERVICES	47,500	47,500	47,500	40,410	85.1	7,090	60,615	57,900
TOTAL FINANCE	753,409	753,409	753,409	556,624	73.9	196,785	834,936	815,631
STREET								
PERSONNEL	335,054	335,054	335,055	273,595	81.7	61,460	410,392	531,300
OPERATING	163,595	163,595	163,595	118,250	72.3	45,345	177,376	183,495
REPAIRS & MAINTENANCE	168,400	168,400	168,400	42,055	25.0	126,345	63,082	175,000
CONTRACTED SERVICES	1,462,000	1,462,000	1,462,000	1,065,917	72.9	396,083	1,598,875	1,923,250
DEBT PAYMENTS	36,359	36,359	36,359	36,349	100.0	10	54,523	36,359
CAPITAL OUTLAY < \$5K	10,000	10,000	10,000	1,400	14.0	8,600	2,100	10,000
CAPITAL OUTLAY > \$5K	240,810	240,810	240,810	0	0.0	240,810	0	50,000
TOTAL STREET	2,416,216	2,416,217	2,416,219	1,537,565	63.6	878,654	2,306,348	2,909,404
DEVELOPMENT SERVICES								
PERSONNEL	393,589	393,589	393,589	330,473	84.0	63,116	23,480	550,904
OPERATING	91,621	91,621	91,621	50,712	55.4	40,909	0	100,121
REPAIRS & MAINTENANCE	3,000	3,000	3,000	4,471	149.0	(1,471)	30	4,400
CONTRACTED SERVICES	519,168	519,168	519,168	273,635	52.7	245,533	0	270,000
TOTAL DEVELOPMENT SERVICES	1,007,378	1,007,378	1,007,378	659,292	65.4	348,086	23,510	925,425
PARKS								
PERSONNEL	421,771	421,771	421,771	244,887	58.1	176,884	367,331	417,152
OPERATING	20,850	20,850	20,850	15,779	75.7	5,071	23,480	25,850
REPAIRS & MAINTENANCE	157,500	157,500	157,500	23,224	14.7	134,276	34,835	183,000
CONTRACTED SERVICES				1,073				1,500
DEBT PAYMENTS	24,518	24,518	24,518	24,517	100.0	1	36,776	24,518
CAPITAL OUTLAY < \$5K	5,750	5,750	5,750	20	0.3	5,730	30	10,750
CAPITAL OUTLAY > \$5K	46,600	46,600	46,600	0	0.0	46,600	0	67,000
TOTAL PARKS	676,989	676,989	676,989	309,500	248.8	368,562	462,452	729,770

COURT

PERSONNEL	323,456	323,456	323,456	157,095	48.6	166,361	235,643	350,202
OPERATING	51,245	51,245	51,245	29,252	57.1	21,993	43,878	51,245
CONTRACTED SERVICES	291,500	291,500	291,500	141,603	48.6	149,897	212,404	291,500
CAPITAL OUTLAY < \$5K	1,620	1,620	1,620	0	0.0	1,620	0	1,620
CAPITAL OUTLAY > \$5K	13,307	13,307	13,307	0	0.0	13,307	0	13,307
TOTAL COURT	681,128	681,128	681,128	327,950	48.1	353,178	491,925	707,874

POLICE

PERSONNEL	3,067,434	3,067,434	3,067,434	2,427,384	79.1	640,050	3,641,075	3,861,713
OPERATING	310,094	310,094	310,094	210,735	68.0	99,359	316,103	336,444
REPAIRS & MAINTENANCE	96,500	96,500	96,500	52,898	54.8	43,602	79,346	96,500
CONTRACTED SERVICES	268,463	268,463	268,463	255,977	95.3	12,486	383,965	306,207
DEBT PAYMENTS	373,500	373,500	373,500	335,984	90.0	37,516	503,977	453,500
CAPITAL OUTLAY < \$5K	6,000	6,000	6,000	509	8.5	5,491	764	6,200
CAPITAL OUTLAY > \$5K	66,470	66,470	66,470	47,326	71.2	19,144	70,990	125,470
TOTAL POLICE	4,188,461	4,188,461	4,188,461	3,330,814	79.5	857,647	4,996,220	5,186,034

INFORMATION TECHNOLOGY (I.T.)

PERSONNEL	147,985	147,985	147,985	117,921	79.7	30,064	176,881	274,649
OPERATING	169,500	169,500	169,500	211,258	124.6	(41,758)	0	174,500
REPAIRS & MAINTENANCE	6,085	6,085	6,085	0	0.0	6,085	0	11,085
CONTRACTED SERVICES	169,780	169,780	169,780	176,806	104.1	(7,026)	0	190,000
CAPITAL OUTLAY < \$5K	65,000	65,000	65,000	1,818	2.8	63,182	156	35,000
CAPITAL OUTLAY > \$5K	105,000	105,000	105,000	0	0.0	105,000	1,246	70,000
TOTAL I.T.	663,350	663,350	663,350	507,802	76.6	155,548	65,212	755,234

ECONOMIC DEV. SVCS

PERSONNEL	236,340	236,340	236,340	77,368	33	158,972	116,051	246,129
OPERATING	55,350	55,350	55,350	29,710	0	25,640	0	137,850
TOTAL COMMUNITY DEV	291,690	291,690	291,690	107,077	36.7	184,613	116,051	383,979

HUMAN RESOURCES

PERSONNEL	0	0	0	0	0	0	0	109,938
OPERATING	0	0	0	0	0	0	0	24,000
TOTAL COMMUNITY DEV	0	0	0	0	0.0	0	0	133,938

TOTAL EXPENDITURES	11,925,675	11,925,676	11,925,678	8,399,066	492	3,527,684	10,246,603	14,275,439
---------------------------	-------------------	-------------------	-------------------	------------------	------------	------------------	-------------------	-------------------

REVENUES OVER/(UNDER) EXPENDITURES	(352,890)	(352,891)	(352,893)	4,611,279	(4,964,172)	9,181,182	(0)
---	------------------	------------------	------------------	------------------	--------------------	------------------	------------

**10 -GENERAL FUND
REVENUES**

**PROPOSED BUDGET WORKSHEETS
FY 2021-22**

	FY 2020-21	FY 2020-21	FY 2020-21	91.67 % OF YEAR COMPLETE		BUDGET	PROJECTED	REQUESTED
	ACTUAL	ORIG. BUDGET	CURR. BUDGET	Y-T-D ACTUAL	% OF	BALANCE	YEAR END	2021-22 BUDGET
				AS OF 08/06/2021	BUDGET			
ADMINISTRATION REVENUES								
TAXES								
10-4100-40-40000 AD VALOREM TAXES - CURRENT	6,024,493	6,024,493	6,024,493	6,197,145	103	-172,652	9,295,717	7,346,430
10-4100-40-40010 AD VALOREM TAXES - PRIOR	15,000	15,000	15,000	98,824	659	-83,824	148,237	15,000
10-4100-40-40015 RENDITION PAYMENTS	0	0	0	0	0	0	0	0
10-4100-40-40016 VEHICLE DEALER INVENTORY	5,000	5,000	5,000	1,256	25	3,744	1,884	1,200
10-4100-40-40020 AD VALOREM TAXES P&I	57,750	57,750	57,750	49,779	86	7,971	74,668	50,000
10-4100-40-40025 SALES TAX COMPTROLLER	1,381,300	1,381,300	1,381,300	1,803,414	131	-422,114	2,705,122	1,932,496
10-4100-40-40040 FRANCHISE TAX-ELECTRIC	250,000	250,000	250,000	299,134	120	-49,134	448,701	300,000
10-4100-40-40043 FRANCHISE TAX-CABLE TE	64,000	64,000	64,000	95,270	149	-31,270	142,905	96,000
10-4100-40-40044 FRANCHISE PEG TAX - CABLE TV	9,000	9,000	9,000	13,511	150	-4,511	20,267	13,511
10-4100-40-40045 FRANCHISE TAX-GAS/PROP	25,000	25,000	25,000	24,993	100	7	37,489	25,000
10-4100-40-40047 FRANCHISE TAX-TELEPHONE	100,000	100,000	100,000	62,768	63	37,232	94,153	100,000
10-4100-40-40050 FRANCHISE TAX-SOLID WASTE	20,000	20,000	20,000	53,953	270	-33,953	80,929	55,000
10-4100-40-40051 SIGN KIOSK FEES	5,885	5,885	5,885	4,030	68	1,855	6,045	5,885
10-4100-40-40060 MIXED BEVERAGE TAXES	12,200	12,200	12,200	12,247	100	-47	18,370	12,200
10-4100-40-40061 OPEN RECORD FEES	1,200	1,200	1,200	3,362	280	-2,162	5,043	2,305
TOTAL TAXES	7,970,828	7,970,828	7,970,828	8,719,686	109	-748,858	13,079,529	9,955,027
MISCELLANEOUS								
10-4100-42-42099 MISCELLANEOUS	100,442	100,442	100,442	124,384	124	-23,942	186,577	215,000
10-4100-42-42100 GRANTS	0	0	0	0	0	0	0	0
10-4100-42-42500 DONATIONS	0	0	0	0	0	0	0	0
10-4100-42-48100 UNCLAIMED PROPERTY	0	0	0	0	0	0	0	0
TOTAL MISCELLANEOUS	100,442	100,442	100,442	124,384	124	-23,942	186,577	215,000
PERMITS/LICENSES								
10-4100-45-42010 PERMITS-PET	440	440	440	110	25	330	165	440
10-4100-45-42020 HEALTH PERMITS	0	0	0	0	0	0	0	0
10-4100-45-42040 PERMITS- CITY MISC	150	150	150	0	0	150	0	150
10-4100-45-42050 LICENSES- ALCHOLIC BEV	5,700	5,700	5,700	315	6	5,385	473	5,700
TOTAL PERMITS/LICENSES	6,290	6,290	6,290	425	7	5,865	638	6,290
OTHER								
10-4100-48-42050 NOTARY FEES	129	129	129	72	56	57	108	129
10-4100-48-42100 REIMBURSED EXPENSES	0	0	0	0	0	0	0	0
10-4100-48-48000 INTEREST INCOME	71,600	71,600	71,600	98,350	137	-26,750	147,525	100,000
TOTAL OTHER	71,729	71,729	71,729	98,422	137	-26,693	147,633	100,129
TOTAL ADMINISTRATION REVENUES	8,149,289	8,149,289	8,149,289	8,942,918	110	-793,629	13,414,377	10,276,446

STREET REVENUES	FY 2020-21 ACTUAL	FY 2020-21 ORIG. BUDGET	FY 2020-21 CURR. BUDGET	Y-T-D ACTUAL AS OF 08/06/2021	% OF BUDGET	BUDGET BALANCE	PROJECTED YEAR END	REQUESTED 2021-22 BUDGET
MISCELLANEOUS								
10-4225-42-42098 CAP METRO BCT	84,500	84,500	84,500	169,000	200	-84,500	253,500	169,000
10-4225-42-42099 MISCELLANEOUS	0	0	0	18,474	0	-18,474	27,711	18,474
TOTAL MISCELLANEOUS	84,500	84,500	84,500	187,474	222	-102,974	281,211	187,474
SANITATION CHARGES								
10-4225-44-44010 SOLID WASTE REVENUE	904,000	904,000	904,000	1,086,473	120	-182,473	1,629,709	1,100,000
10-4225-44-44025 LATE FEES TRASH	10,500	10,500	10,500	15,964	152	-5,464	23,946	17,130
10-4225-44-44031 ADJUSTMENTS	0	0	0	0	0	0	0	0
TOTAL SANITATION CHARGES	914,500	914,500	914,500	1,102,437	121	-187,937	1,653,656	1,117,130
TOTAL STREET REVENUES	999,000	999,000	999,000	1,289,911	129	-290,911	1,934,867	1,304,604

DEVELOPMENT SERVICES REVENUES	FY 2020-21 ACTUAL	FY 2020-21 ORIG. BUDGET	FY 2020-21 CURR. BUDGET	Y-T-D ACTUAL AS OF 08/06/2021	% OF BUDGET	BUDGET BALANCE	PROJECTED YEAR END	REQUESTED 2021-22 BUDGET
MISCELLANEOUS								
10-4300-42-42090 TECHNOLOGY FEES	25,000	25,000	25,000	21,215	85	3,785	31,823	25,000
10-4300-42-42091 ONLINE PAYMENT FEE	2,500	2,500	2,500	3,408	136	-908	5,112	2,600
10-4300-42-42099 MISCELLANEOUS				10,750	0	-10,750	16,125	10,745
10-4300-42-42092 FILMING PROJECT FEES	0	0	0	0	0	0	0	0
TOTAL MISCELLANEOUS	27,500	27,500	27,500	35,373	129	-7,873	31,823	38,345
PERMITS/LICENSES								
10-4300-45-42040 PERMITS-CITY MISC.	0	0	0	0	0	0	0	0
10-4300-45-44095 SIGN PERMITS	1,526	1,526	1,526	3,070	201	-1,544	4,605	3,000
10-4300-45-44096 SITE PLAN	9,000	9,000	9,000	19,091	212	-10,091	28,637	19,000
10-4300-45-44097 NOTIFICATIONS	3,000	3,000	3,000	6,450	215	-3,450	9,675	4,675
10-4300-45-45000 DEVELOPER FUNDINGS	0	0	0	0	0	0	0	0
10-4300-45-45050 PLAT AND PLAN FEES	53,569	53,569	53,569	127,696	238	-74,127	191,543	100,000
10-4300-45-45075 BLDG. PLAN REVIEW	100	100	100	0	0	100	0	100
10-4300-45-45076 SUBDIVISION TEST & INSP	200,000	200,000	200,000	801,377	401	-601,377	1,202,065	550,000
10-4300-45-45077 ZONING	3,072	3,072	3,072	3,641	119	-569	5,461	3,072
10-4300-45-45100 BUILDING PERMITS	821,700	821,700	821,700	704,833	86	116,867	1,057,250	821,700
10-4300-45-45101 R.O.W. PEMITS	900	900	900	3,900	433	-3,000	5,850	2,250
10-4300-45-45102 GAMING MACHINES	1,600	1,600	1,600	0	0	1,600	0	1,600
10-4300-45-45200 BUILDINGS INSPECTION FEES	363,000	363,000	363,000	485,768	134	-122,768	728,652	375,000
10-4300-45-45201 SUBDIV CONSTRUCTION	0	0	0	0	0	0	0	0
10-4300-45-45500 PROFESSIONAL DEPOSIT FEES	100	100	100	0	0	100	0	100
TOTAL PERMITS/LICENSES	1,457,567	1,457,567	1,457,567	2,155,826	148	-698,259	3,233,739	1,880,497
TOTAL DEVELOPMENT SERVICES REVENUES	1,485,067	1,485,067	1,485,067	2,191,199	148	-706,132	3,265,561	1,918,842

PARKS/RECREATION	FY 2020-21 ACTUAL	FY 2020-21 ORIG. BUDGET	FY 2020-21 CURR. BUDGET	Y-T-D ACTUAL AS OF 08/06/2021	% OF BUDGET	BUDGET BALANCE	PROJECTED YEAR END	REQUESTED 2021-22 BUDGET
MISCELLANEOUS								
PARKS MISCELLANEOUS								
10-4400-42-42101 PARK LAND MAINT PMNTS	40,000	40,000	40,000	40,000	100	0	60,000	40,000
TOTAL MISCELLANEOUS	40,000	40,000	40,000	40,000	100	0	60,000	40,000
TOTAL PARKS REVENUES	40,000	40,000	40,000	40,000	100	0	60,000	40,000

COURT REVENUES	FY 2020-21 ACTUAL	FY 2020-21 ORIG. BUDGET	FY 2020-21 CURR. BUDGET	Y-T-D ACTUAL AS OF 08/06/2021	% OF BUDGET	BUDGET BALANCE	PROJECTED YEAR END	REQUESTED 2021-22 BUDGET
10-4500-42-42090 ONLINE PAYMENT FEES	6,500	6,500	6,500	1,584	24	4,916	2,376	1,096
10-4500-42-42099 TCDC REVENUES	0	0	0	0	0	0	0	0
TOTAL MISCELLANEOUS	6,500	6,500	6,500	1,584	24	4,916	2,376	1,096
COURT FEES								
10-4500-46-46100 COURT TECHNOLOGY FEE	12,000	12,000	12,000	5,118	43	6,882	7,677	12,000
10-4500-46-46200 COURT BUILDING SECURITY	8,600	8,600	8,600	5,302	62	3,298	7,954	8,600
10-4500-46-46300 COURT COSTS EARNED	600,000	600,000	600,000	385,759	64	214,241	578,639	380,000
10-4500-46-46301 JUVENILE CASE MGR FUND	3,000	3,000	3,000	3,853	128	-853	5,779	3,000
10-4500-46-46302 JURY FUND	50	50	50	77	154	-27	116	60
TOTAL COURT FEES	623,650	623,650	623,650	400,110	64	223,540	594,270	403,660
TOTAL COURT REVENUES	630,150	630,150	630,150	401,694	64	228,456	596,646	404,756

POLICE REVENUES	FY 2020-21 ACTUAL	FY 2020-21 ORIG. BUDGET	FY 2020-21 CURR. BUDGET	Y-T-D ACTUAL AS OF 08/06/2021	% OF BUDGET	BUDGET BALANCE	PROJECTED YEAR END	REQUESTED 2021-22 BUDGET
MISCELLANEOUS								
10-4600-42-41015 GRANT PROCEEDS - POLIC	22,513	22,513	22,513	0	0	22,513	0	22,513
10-4600-42-41016 OVC 2018-V3-GX-0024	57,207	57,207	57,207	0	0	57,207	0	57,207
10-4600-42-41017 VOCA GRANT	91,924	91,924	91,924	0	0	91,924	0	91,924
10-4600-42-42099 MISCELLANEOUS	40,000	40,000	40,000	101,023	253	-61,023	151,535	101,017
TOTAL MISCELLANEOUS	211,644	211,644	211,644	101,023	48	110,621	151,535	272,661
POLICE CHARGES/FEES								
10-4600-47-47000 ASSET SEIZURES	1,250	1,250	1,250	0	0	1,250	0	1,250
10-4600-47-47009 ALARM PERMIT	7,000	7,000	7,000	6,965	100	35	10,448	7,000
10-4600-47-47010 POLICE REPORTS	1,350	1,350	1,350	0	0	1,350	0	1,350
10-4600-47-47011 FINGER PRINTING	100	100	100	140	140	-40	210	100
10-4600-47-47110 MOTOR VEHICLE DISB	4,500	4,500	4,500	5,496	122	-996	8,244	4,500
10-4600-47-47200 WARRANT AND FTA FEES	2,410	2,410	2,410	403	17	2,007	604	2,410
10-4600-47-47310 IMPOUNDS	11,025	11,025	11,025	17,600	160	-6,575	26,400	11,120
10-4600-47-47325 AUCTIONS	0	0	0	0	0	0	0	0
10-4600-47-47400 POLICE CAR RENTAL INCO	30,000	30,000	30,000	12,596	42	17,404	18,894	30,000
TOTAL POLICE CHARGES/FEES	57,635	57,635	57,635	43,200	75	14,435	64,800	57,730
TOTAL POLICE REVENUES	269,279	269,279	269,279	144,224	54	125,055	216,335	330,391

ECONOMIC DEV SVCS	FY 2020-21 ACTUAL	FY 2020-21 ORIG. BUDGET	FY 2020-21 CURR. BUDGET	YTD ACTUAL AS OF 08/06/2021	% OF BUDGET	BUDGET BALANCE	PROJECTED YEAR END	REQUESTED 2021-22 BUDGET
TAXES								
10-4800-40-40040 EVENT FEES	400	0	400	400	100	0	600	400
TOTAL ECONOMIC DEV SVCS REVENUE	400	0	400	400	100	0	600	400
TOTAL REVENUES	11,573,185	11,572,785	11,573,185	13,010,345	112	-1,437,160	19,427,785	14,275,439

**10 -GENERAL FUND
DEPARTMENTAL EXPENDITURES**

**PROPOSED BUDGET WORKSHEETS
FY 2021-22**

91.67 % OF YEAR COMPLETE

ADMINISTRATION EXPENDITURES	FY 2020-21 ACTUAL	FY 2020-21 ORIG. BUDGET	FY 2020-21 CURR. BUDGET	Y-T-D ACTUAL AS OF 08/06/2021	% OF BUDGET	BUDGET BALANCE	PROJECTED YEAR END	REQUESTED 2021-22 BUDGET
PERSONNEL								
10-5100-50-50010 SALARIES	415,747	415,747	415,747	330,524	80	85,223	495,787	325,363
10-5100-50-50050 OVERTIME				220	0	-220	330	628
10-5100-50-50075 LONGEVITY	3,100	3,100	3,100	3,100	100	0	4,650	1,000
10-5100-50-50200 EMPLOYER PAID TAXES	28,176	28,176	28,176	22,139	79	6,037	33,209	25,015
10-5100-50-50255 WORKERS' COMPENSATION	1,979	1,979	1,979	219	11	1,760	329	1,379
10-5100-50-50325 HEALTH INSURANCE	29,745	29,745	29,745	16,089	54	13,656	24,133	22,651
10-5100-50-50335 HEALTH ASSISTANCE	260	260	260	250	96	10	375	260
10-5100-50-50410 EMPLOYER RETIREMENT CO	33,381	33,381	33,381	29,015	87	4,366	43,522	28,298
10-5100-50-50520 EMPLOYEE EDUCATION	7,500	7,500	7,500	2,774	37	4,726	4,161	5,360
10-5100-50-50521 COUNCIL EDUCATION	12,886	12,886	12,886	670	5	12,216	1,005	12,886
10-5100-50-50650 VEHICLE ALLOWANCE	7,500	7,500	7,500	6,092	81	1,408	9,138	7,500
10-5100-50-50655 CELL PHONE ALLOWANCE	1,200	1,200	1,200	761	63	439	1,142	0
10-5100-50-50700 REIMBURSABLE UNEMPLOYM	6,000	6,000	6,000	0	0	6,000	0	500
TOTAL PERSONNEL	547,474	547,474	547,474	411,853	75	135,621	617,780	430,840

OPERATING

10-5100-51-51010 ADVER/NOTIFICATION/PUBLIC HE	14,500	14,500	14,500	10,543	73	3,957	15,814	14,500
10-5100-51-51011 PRE-EMPLO SCREENING	50	50	50	0	0	50	0	50
10-5100-51-51012 ADMIN RENT	50	50	50	0	0	50	0	3,800
10-5100-51-51xxx COMMUNITY PROGRAMS	0	0	0	0	0	0	0	394,977
10-5100-51-51043 CITY EVENTS	12,500	12,500	12,500	12,738	102	-238	19,107	12,600
10-5100-51-51160 ELECTION EXPENSES	6,500	6,500	6,500	0	0	6,500	0	6,500
10-5100-51-51335 INSURANCE-PROPERTY, CA	3,720	3,720	3,720	1,736	47	1,984	2,604	3,720
10-5100-51-51480 MEETING EXPENSES	1,000	1,000	1,000	4,078	408	-3,078	6,117	3,901
10-5100-51-51485 MISCELLANEOUS	21,200	21,200	21,200	36,065	170	-14,865	54,097	21,200
10-5100-51-51602 PENALTIES & INTEREST	150	150	150	0	0	150	0	150
10-5100-51-51603 PERIODICALS AND PUBLIC	650	650	650	0	0	650	0	650
10-5100-51-51625 POSTAGE/DELIVERY	2,000	2,000	2,000	573	29	1,427	859	2,000
10-5100-51-51634 EDC BEAUTIFICATION	50,000	50,000	50,000	0	0	50,000	0	50,000
10-5100-51-51635 PROFESSIONAL & MEMBERS	7,500	7,500	7,500	6,633	88	867	9,949	5,500
10-5100-51-51746 SUPPLIES-OFFICE	8,562	8,562	8,562	3,901	46	4,661	5,852	7,562
10-5100-51-51747 COVID 19 SUPPLIES	20,000	20,000	20,000	8,940	45	11,060	13,409	20,000
10-5100-51-51748 GRANTS FOR SIX PATHWAYS	25,000	25,000	25,000	0	0	25,000	0	25,000
10-5100-51-51780 TRAVEL	7,500	7,500	7,500	240	3	7,260	361	2,500
10-5100-51-51813 UTILITIES-ELECTRIC BLU	9,500	9,500	9,500	7,126	75	2,374	10,689	9,500
10-5100-51-51817 UTILITIES-NATURAL GAS	1,000	1,000	1,000	973	97	27	1,459	1,000
10-5100-51-52110 OFFICE EQUIPMENT LEASE	4,400	4,400	4,400	3,563	81	837	5,345	4,400
10-5100-51-52111 EMERGENCY PROTECTION				13,786	0	-13,786	20,679	12,000
TOTAL OPERATING	195,782	195,782	195,782	110,895	57	84,888	166,342	601,510

REPAIRS & MAINTENANCE

10-5100-52-52010 BUILDING REPAIRS & MAI	30,000	30,000	30,000	3,538	12	26,462	5,307	30,000
10-5100-52-52012 CLEANING & MAINTENANCE	14,000	14,000	14,000	3,154	23	10,846	4,730	14,000
TOTAL REPAIRS & MAINTENANCE	44,000	44,000	44,000	6,691	15	37,309	10,037	44,000

CONTRACTED SERVICES

10-5100-54-51165 ENGINEERING/PLANNING S	85,000	85,000	85,000	48,608	57	36,392	72,912	85,000
10-5100-54-51440 LEGAL FEES	65,000	65,000	65,000	31,006	48	33,994	46,510	65,000
10-5100-54-51441 JUSTFOIA	3,250	3,250	3,250	0	0	3,250	0	5,000
10-5100-54-51442 MEETING/AGENDA MANAGEMEN	3,800	3,800	3,800	4,150	109	-350	6,225	3,800
10-5100-54-51502 SALES TAX REBATE GREENVIEW	200,000	200,000	200,000	253,731	127	-53,731	380,596	300,000
10-5100-54-51503 AD VALEROM REBATE GREENVIEW	67,448	67,448	67,448	0	0	67,448	0	75,000
10-5100-54-51504 MUNICODE	15,000	15,000	15,000	4,740	32	10,260	7,109	15,000
10-5100-54-51520 R.O.W. PURCHASE				160,970	0	-160,970	241,455	0
10-5100-54-51590 DOCUMENT STORAGE/DESTRUCT	1,800	1,800	1,800	4,434	246	-2,634	6,650	4,500
10-5100-54-51998 NEEDS ASSESMENT								30,000
10-5100-54-51999 GRANT WRITER SERVICE								50,000
10-5100-54-51760 TAXING DISTRICT FEES	18,500	18,500	18,500	25,365	137	-6,865	38,048	18,500
TOTAL CONTRACTED SERVICES	459,798	459,798	459,798	533,004	116	-73,206	799,506	651,800

TOTAL ADMINISTRATION EXPENDITURES	1,247,054	1,247,054	1,247,054	1,062,443	85	184,611	1,593,664	1,728,150
--	------------------	------------------	------------------	------------------	-----------	----------------	------------------	------------------

	FY 2020-21 ACTUAL	FY 2020-21 ORIG. BUDGET	FY 2020-21 CURR. BUDGET	Y-T-D ACTUAL AS OF 08/06/2021	% OF BUDGET	BUDGET BALANCE	PROJECTED YEAR END	REQUESTED 2021-22 BUDGET
FINANCE EXPENDITURES								
PERSONNEL								
10-5150-50-50010 SALARIES	420,262	420,262	420,262	309,663	74	110,599	464,495	462,288
10-5150-50-50050 OVERTIME	3,443	3,443	3,443	1,784	52	1,659	2,677	3,443
10-5150-50-50075 LONGEVITY	3,900	3,900	3,900	2,800	72	1,100	4,200	4,600
10-5150-50-50200 EMPLOYER PAID TAXES	32,681	32,681	32,681	23,403	72	9,278	35,105	36,007
10-5150-50-50255 WORKERS' COMPENSATION	1,900	1,900	1,900	437	23	1,463	656	1,900
10-5150-50-50325 HEALTH INSURANCE	52,054	52,054	52,054	32,137	62	19,917	48,206	52,851
10-5150-50-50335 HEALTH ASSISTANCE	258	258	258	250	97	8	375	258
10-5150-50-50410 EMPLOYER RETIREMENT CO	37,946	37,946	37,946	26,924	71	11,022	40,386	39,819
10-5150-50-50520 EMPLOYEE EDUCATION	2,500	2,500	2,500	1,414	57	1,086	2,121	2,500
TOTAL PERSONNEL	554,944	554,944	554,944	398,814	72	156,130	598,221	603,665

OPERATING

10-5150-51-51010 ADVER/POSTING/PUBLIC HEARIN	4,500	4,500	4,500	460	10	4,041	689	4,500
10-5150-51-51011 PRE-EMPLOYMENT SCREEN	100	100	100	0	0	100	0	100
10-5150-51-51042 CREDIT CARD MERCHANT SVCS	65,000	65,000	65,000	59,608	92	5,393	89,411	65,000
10-5150-51-51080 CASH SHORT & OVER	500	500	500	29	6	471	44	500
10-5150-51-51335 INSURANCE-PROPERTY, CA	3,305	3,305	3,305	2,727	83	578	4,090	3,305
10-5150-51-51338 INSURANCE LIABILITY	110	110	110	69	63	41	103	110
10-5150-51-51480 MEETING EXPENSES	500	500	500	93	19	407	139	500
10-5150-51-51485 MISCELLANEOUS	1,250	1,250	1,250	718	57	532	1,077	1,250
10-5150-51-51602 PENALTIES & INTEREST	600	600	600	0	0	600	0	600
10-5150-51-51603 PERIODICALS AND PUBLIC	100	100	100	0	0	100	0	100
10-5150-51-51625 POSTAGE/DELIVERY	58,100	58,100	58,100	38,925	67	19,175	58,387	60,000
10-5150-51-51635 PROFESSIONAL & MEMBERS	240	240	240	0	0	240	0	240
10-5150-51-51746 SUPPLIES-OFFICE	3,000	3,000	3,000	3,311	110	-311	4,966	3,500
10-5150-51-51780 TRAVEL	5,000	5,000	5,000	4,416	88	584	6,623	5,000
10-5150-51-52110 OFFICE EQUIPMENT LEASE	3,475	3,475	3,475	2,573	74	902	3,860	3,475
10-5150-51-52340 VEHICLE FUEL & OIL	3,185	3,185	3,185	1,843	58	1,342	2,765	3,185
TOTAL OPERATING	148,965	148,965	148,965	114,770	77	34,195	172,155	151,365

REPAIRS & MAINTENANCE

10-5150-52-52000 OFFICE EQUIPMENT REPAI	0	0	0	0	0	0	0	0
10-5150-52-52320 VEHICLE REPAIRS & MAINT	2,000	2,000	2,000	2,630	131	-630	3,944	2,700
TOTAL REPAIRS & MAINTENANCE	2,000	2,000	2,000	2,630	131	-630	3,944	2,700

CONTRACTED SERVICES

10-5150-54-51000 ACCOUNTING & AUDITING	45,000	45,000	45,000	37,696	84	7,305	56,543	45,000
10-5150-54-5xxxx PAYROLL SERVICE	0	0	0					10,000
10-5150-54-51440 LEGAL FEES	1,200	1,200	1,200	1,050	88	150	1,575	1,200
10-5150-54-51590 DOCUMENT STORAGE	1,300	1,300	1,300	1,665	128	-365	2,497	1,700
TOTAL CONTRACTED SERVICES	47,500	47,500	47,500	40,410	85	7,090	60,615	57,900

TOTAL FINANCE EXPENDITURES	753,409	753,409	753,409	556,624	74	196,785	834,936	815,631
-----------------------------------	----------------	----------------	----------------	----------------	-----------	----------------	----------------	----------------

STREET EXPENDITURES	FY 2020-21 ACTUAL	FY 2020-21 ORIG. BUDGET	FY 2020-21 CURR. BUDGET	Y-T-D ACTUAL AS OF 08/06/2021	% OF BUDGET	BUDGET BALANCE	PROJECTED YEAR END	REQUESTED 2021-22 BUDGET
PERSONNEL								
10-5225-50-50010 SALARIES	222,211	222,211	222,211	188,531	85	33,679	282,797	370,857
10-5225-50-50011 COVID 19 SALARIES	0	0	0	0	0	0	0	0
10-5225-50-50050 OVERTIME	6,666	6,666	6,666	6,134	92	532	9,201	11,126
10-5225-50-50051 COVID 19 OVERTIME	0	0	0	0	0	0	0	0
10-5225-50-50075 LONGEVITY	2,200	2,200	2,200	2,300	105	-100	3,450	2,800
10-5225-50-50200 EMPLOYER PAID TAXES	17,677	17,677	17,677	14,981	85	2,696	22,472	29,436
10-5225-50-50255 WORKERS' COMPENSATION	9,830	9,830	9,830	11,781	120	-1,951	17,671	14,000
10-5225-50-50325 HEALTH INSURANCE	44,618	44,618	44,618	32,116	72	12,502	48,174	60,402
10-5225-50-50335 HEALTH ASSISTANCE	258	258	258	250	97	9	375	258
10-5225-50-50410 EMPLOYER RETIREMENT CO	20,525	20,525	20,525	16,878	82	3,647	25,317	32,553
10-5225-50-50520 EMPLOYEE EDUCATION	2,000	2,000	2,000	624	31	1,376	936	800
10-5225-50-50700 REIMB UNEMPLOYMENT	9,069	9,069	9,069	0	0	9,069	0	9,069
TOTAL PERSONNEL	335,054	335,054	335,055	273,595	82	61,460	410,392	531,300
OPERATING								
10-5225-51-51011 PRE-EMPLOYMENT SCREENING	200	200	200	0	0	200	0	200
10-5225-51-51335 INSURANCE-PROPERTY, CA	1,820	1,820	1,820	1,997	110	-177	2,996	1,820
10-5225-51-51338 INSURANCE LIABILITY	2,290	2,290	2,290	1,584	69	706	2,376	2,290
10-5225-51-51610 LICENSES	250	250	250	125	50	125	188	250
10-5225-51-51620 PHYSICALS/DRUG TESTING	200	200	200	0	0	200	0	200
10-5225-51-51640 DUES & SUBSCRIPTIONS	0	0	0	0	0	0	0	0
10-5225-51-51740 SUPPLIES CHEMICALS & MAT'LS	45,000	45,000	45,000	23,214	52	21,786	34,820	45,000
10-5225-51-51746 SUPPLIES-OFFICE	500	500	500	0	0	500	0	500
10-5225-51-51780 TRAVEL	200	200	200	0	0	200	0	100
10-5225-51-51800 UNIFORMS & ACCESSORIES	3,135	3,135	3,135	1,584	51	1,551	2,376	3,135
10-5225-51-51813 UTILITIES-ELECTRIC BLU	68,000	68,000	68,000	58,574	86	9,426	87,861	81,500
10-5225-51-51815 UTILITIES-ELECTRIC TX	10,000	10,000	10,000	8,211	82	1,789	12,316	12,500
10-5225-51-52340 FUEL & OIL	20,000	20,000	20,000	17,168	86	2,832	25,751	24,000
10-5225-51-52440 EQUIPMENT RENTAL	5,000	5,000	5,000	0	0	5,000	0	5,000
10-5225-51-54020 STREET SIGNS	7,000	7,000	7,000	5,794	83	1,206	8,691	7,000
TOTAL OPERATING	163,595	163,595	163,595	118,250	72	45,345	177,376	183,495
REPAIRS & MAINTENANCE								
10-5225-52-52010 BUILDING REPAIRS & MAI	3,400	3,400	3,400	418	12	2,982	628	5,000
10-5225-52-52320 VEH REPAIRS & MAINTENA	5,000	5,000	5,000	8,628	173	-3,628	12,942	10,000
10-5225-52-52430 MACHINERY EQUIP-REPAIR	10,000	10,000	10,000	4,667	47	5,333	7,001	10,000
10-5225-52-54010 STREET REPAIRS & MAINT	150,000	150,000	150,000	28,341	19	121,659	42,512	150,000
TOTAL REPAIRS & MAINTENANCE	168,400	168,400	168,400	42,055	25	126,345	63,082	175,000

CONTRACTED SERVICES

10-5225-54-51165 ENGINEERING/PLANNING S	22,000	22,000	22,000	18,520	84	3,480	27,780	56,350
10-5225-54-51166 STREET CONTRACTED REPAIRS	420,000	420,000	420,000	78,013	19	341,987	117,019	516,900
10-5225-54-54100 TRASH COLLECTION FEES	1,020,000	1,020,000	1,020,000	969,384	95	50,616	1,454,076	1,350,000
TOTAL CONTRACTED SERVICES	1,462,000	1,462,000	1,462,000	1,065,917	73	396,083	1,598,875	1,923,250

DEBT PAYMENTS

10-5225-55-52310 VEHICLE LEASE EXPENSE	6,609	6,609	6,609	6,609	100	0	9,913	6,609
10-5225-55-52410 MACHINERY EQUIPMENT LE	29,750	29,750	29,750	29,740	100	10	44,610	29,750
TOTAL DEBT PAYMENTS	36,359	36,359	36,359	36,349	100	10	54,523	36,359

CAPITAL OUTLAY < \$5K

10-5225-57-52400 MACHINERY EQUIPMENT-PU	5,000	5,000	5,000	0	0	5,000	0	5,000
10-5225-57-52450 TOOLS	5,000	5,000	5,000	1,400	28	3,600	2,100	5,000
TOTAL CAPITAL OUTLAY < \$5K	10,000	10,000	10,000	1,400	14	8,600	2,100	10,000

CAPITAL OUTLAY > \$5K

10-5225-58-52400 MACHINERY EQUIPMENT-PU	240,810	240,810	240,810	0	0	240,810	0	50,000
TOTAL CAPITAL OUTLAY > \$5K	240,810	240,810	240,810	0	0	240,810	0	50,000

TOTAL STREET EXPENDITURES	2,416,218	2,416,218	2,416,219	1,537,565	64	878,654	2,306,348	2,909,404
----------------------------------	------------------	------------------	------------------	------------------	-----------	----------------	------------------	------------------

DEVELOPMENT SERVICES EXPENDITURES	FY 2020-21 ACTUAL	FY 2020-21 ORIG. BUDGET	FY 2020-21 CURR. BUDGET	Y-T-D ACTUAL AS OF 08/06/2021	% OF BUDGET	BUDGET BALANCE	PROJECTED YEAR END	REQUESTED 2021-22 BUDGET
--	------------------------------	------------------------------------	------------------------------------	--	------------------------	---------------------------	-------------------------------	-------------------------------------

PERSONNEL

10-5300-50-50010 SALARIES	293,952	293,952	293,952	257,042	87	36,910	385,563	424,746
10-5300-50-50011 COVID 19 SALARIES	0	0	0		0	0	0	0
10-5300-50-50050 OVERTIME	1,845	1,845	1,845	499	27	1,346	749	1,845
10-5300-50-50075 LONGEVITY	3,100	3,100	3,100	3,100	100	0	4,650	3,600
10-5300-50-50200 EMPLOYER PAID TAXES	25,070	25,070	25,070	19,234	77	5,836	28,852	32,924
10-5300-50-50255 WORKERS' COMPENSATION	720	720	720	579	80	141	868	720
10-5300-50-50325 HEALTH INSURANCE	37,182	37,182	37,182	26,656	72	10,526	39,983	45,301
10-5300-50-50335 HEALTH ASSISTANCE	258	258	258	250	97	8	375	258
10-5300-50-50410 EMPLOYER RETIREMENT CO	26,362	26,362	26,362	22,246	84	4,116	33,368	36,410
10-5300-50-50520 EMPLOYEE EDUCATION	4,600	4,600	4,600	868	19	3,732	1,302	4,600
10-5300-50-50700 REIMB UNEMPLOYMENT	500	500	500	0	0	500	0	500
TOTAL PERSONNEL	393,589	393,589	393,589	330,473	84	63,116	495,710	550,904

OPERATING

10-5300-51-51011 PRE-EMPLOYMENT SCREENING	20	20	20	0	0	20	0	20
10-5300-51-51042 CREDIT CARD MERCHANT	32,100	32,100	32,100	29,560	92	2,540	44,340	32,100
10-5300-51-51330 BLDG INSPECTION FEES	7,000	7,000	7,000	0	0	7,000	0	15,000
10-5300-51-51331 SUB DIV & INSP. FEES	10,000	10,000	10,000	0	0	10,000	0	10,000
10-5300-51-51332 OVERPAYMENT/REFUNDS	10,500	10,500	10,500	5,632	54	4,868	8,448	10,500
10-5300-51-51335 INSURANCE-PROPERTY, CA	210	210	210	179	85	31	269	210
10-5300-51-51338 INSURANCE LIABILITY	930	930	930	574	62	356	861	930
10-5300-51-51485 MISCELLANEOUS	1,250	1,250	1,250	20	2	1,230	30	1,250
10-5300-51-51603 POSTING & NOTIFICATION	4,516	4,516	4,516	3,075	68	1,441	4,613	4,516
10-5300-51-51610 PERMITS & LICENSES	120	120	120	0	0	120	0	120
10-5300-51-51611 TRAVIS CO RECORDATION FEES	2,500	2,500	2,500	0	0	2,500	0	2,500
10-5300-51-51625 POSTAGE/DELIVERY	1,475	1,475	1,475	700	47	775	1,050	1,475
10-5300-51-51635 PROF/MEMBERSHIP DUES	2,000	2,000	2,000	809	40	1,191	1,214	2,000
10-5300-51-51746 SUPPLIES-OFFICE	2,500	2,500	2,500	3,090	124	-590	4,635	3,000
10-5300-51-51780 TRAVEL	7,000	7,000	7,000	2,694	38	4,306	4,041	7,000
10-5300-51-51800 UNIFORMS & ACCESSORIES	2,000	2,000	2,000	0	0	2,000	0	2,000
10-5300-51-52110 OFFICE EQUIP LEASES	2,500	2,500	2,500	1,613	65	887	2,420	2,500
10-5300-51-52340 VEHICLE FUEL & OIL	5,000	5,000	5,000	2,765	55	2,235	4,148	5,000
TOTAL OPERATING	91,621	91,621	91,621	50,712	55	40,909	31,728	100,121

REPAIRS & MAINTENANCE

10-5300-52-52320 VEHICLE REPAIRS & MAIN	3,000	3,000	3,000	4,471	149	-1,471	6,707	4,400
TOTAL REPAIRS & MAINTENANCE	3,000	3,000	3,000	4,471	149	-1,471	6,707	4,400

CONTRACTED SERVICES

10-5300-54-51165 ENG/PLANNING SERVICES	150,000	150,000	150,000	216,755	145	-66,755	325,132	200,000
10-5300-54-51440 LEGAL FEES	50,000	50,000	50,000	36,847	74	13,153	55,270	50,000
10-5300-54-51450 COMPREHENSIVE PLANNING SVC	319,168	319,168	319,168	19,968	0	0	0	20,000
10-5300-54-51590 DOCUMENT STORAGE	0	0	0	65	0	-65	98	0
TOTAL CONTRACTED SERVICES	519,168	519,168	519,168	273,635	53	245,533	380,500	270,000

DEBT PAYMENTS

10-5300-55-52310 VEHICLE LEASE EXPENSE	0	0	0	0	0	0	0	0
TOTAL DEBT PAYMENTS	0	0	0	0	0	0	0	0

TOTAL DEVELOPMENT SERVICES EXPENDITURES	1,007,378	1,007,378	1,007,378	659,292	341	348,086	914,645	925,425
--	------------------	------------------	------------------	----------------	------------	----------------	----------------	----------------

PARKS EXPENDITURES	FY 2020-21 ACTUAL	FY 2020-21 ORIG. BUDGET	FY 2020-21 CURR. BUDGET	Y-T-D ACTUAL AS OF 08/06/2021	% OF BUDGET	BUDGET BALANCE	PROJECTED YEAR END	REQUESTED 2021-22 BUDGET
---------------------------	------------------------------	------------------------------------	------------------------------------	--	------------------------	---------------------------	-------------------------------	-------------------------------------

PERSONNEL

10-5400-50-50010 SALARIES	291,443	291,443	291,443	175,203	60	116,240	262,805	291,443
10-5400-50-50011 COVID 19 SALARIES	1,000	1,000	1,000	0	0	1,000	0	0
10-5400-50-50050 OVERTIME	8,744	8,744	8,744	2,770	32	5,974	4,155	6,000
10-5400-50-50075 LONGEVITY	4,100	4,100	4,100	3,600	88	500	5,400	4,200
10-5400-50-50200 EMPLOYER PAID TAXES	23,279	23,279	23,279	13,398	58	9,881	20,097	23,286
10-5400-50-50255 WORKERS' COMPENSATION	9,900	9,900	9,900	6,310	64	3,590	9,465	9,900
10-5400-50-50325 HEALTH INSURANCE	52,054	52,054	52,054	27,830	53	24,224	41,746	52,851
10-5400-50-50335 HEALTH ASSISTANCE	221	221	221	250	113	-29	375	221
10-5400-50-50410 EMPLOYER RETIREMENT CO	27,030	27,030	27,030	15,229	56	11,801	22,843	25,751
10-5400-50-50520 EMPLOYEE EDUCATION	1,000	1,000	1,000	297	30	703	445	500

9/14/2021 3:19 PM

10-5400-50-50700 REIMB UNEMPLOYMENT	3,000	3,000	3,000	0	0	3,000	0	3,000
TOTAL PERSONNEL	421,771	421,771	421,771	244,887	58	176,884	367,331	417,152
OPERATING								
10-5400-51-51011 PRE-EMPLOYMENT SCREENING	250	250	250	126	50	124	189	250
10-5400-51-51485 MISCELLANEOUS	100	100	100	0	0	100	0	100
10-5400-51-51610 LICENSES	0	0	0	50	0	-50	75	100
10-5400-51-51620 PHYSICALS/DRUG TESTING	200	200	200	0	0	200	0	200
10-5400-51-51640 DUES & SUBSCRIPTIONS	0	0	0	0	0	0	0	0
10-5400-51-51740 SUPPLIES	10,000	10,000	10,000	9,901	99	99	14,852	15,000
10-5400-51-51780 TRAVEL	200	200	200	0	0	200	0	100
10-5400-51-51800 UNIFORMS & ACCESSORIES	2,600	2,600	2,600	2,118	81	482	3,176	2,600
10-5400-51-51813 UTILITIES-ELECTRIC BLU	1,200	1,200	1,200	1,737	145	-537	2,606	1,200
10-5400-51-52340 FUEL & OIL	3,000	3,000	3,000	1,330	44	1,670	1,995	3,000
10-5400-51-52440 EQUIPMENT RENTAL	2,700	2,700	2,700	0	0	2,700	0	2,700
10-5400-51-54020 PARKS SIGNS	600	600	600	517	86	83	776	600
TOTAL OPERATING	20,850	20,850	20,850	15,779	76	5,071	23,480	25,850
REPAIRS & MAINTENANCE								
10-5400-52-52010 BUILDING REPAIRS & MAI	2,500	2,500	2,500	157	6	2,343	235	5,000
10-5400-52-52320 VEH REPAIRS & MAINTENA	3,000	3,000	3,000	5,911	197	-2,911	8,867	7,000
10-5400-52-52430 MACHINERY EQUIP-REPAIR	7,000	7,000	7,000	5,605	80	1,395	8,408	8,000
10-5400-52-54015 PARK REPAIRS /MAINTENAN	140,000	140,000	140,000	11,551	8	128,449	17,326	140,000
10-5400-52-54016 CEMETARY REPAIRS/MAINTENAN	5,000	5,000	5,000	0	0	5,000	0	23,000
TOTAL REPAIRS & MAINTENANCE	157,500	157,500	157,500	23,224	15	134,276	34,835	183,000

CONTRACTED SERVICES

10-5400-54-51165 ENGINEERING/PLANNING S	0	0	0	488	0	-488	731	500
10-5400-54-51440 LEGAL FEES	0	0	0	585	0	-585	878	1,000
10-5400-54-54100 TRASH COLLECTION FEES	0	0	0	0	0	0	0	0
TOTAL CONTRACTED SERVICES	0	0	0	1,073	0	-1,073	1,609	1,500

DEBT PAYMENTS

10-5400-55-52310 VEHICLE LEASE EXPENSE	15,000	15,000	15,000	15,000	100	0	22,500	15,000
10-5400-55-52410 MACHINERY EQUIPMENT LE	9,518	9,518	9,518	9,517	100	1	14,276	9,518
TOTAL DEBT PAYMENTS	24,518	24,518	24,518	24,517	100	1	36,776	24,518

CAPITAL OUTLAY < \$5K

10-5400-57-52400 MACHINERY EQUIPMENT-PU	5,000	5,000	5,000	0	0	5,000	0	10,000
10-5400-57-52450 TOOLS	750	750	750	20	3	730	30	750
TOTAL CAPITAL OUTLAY < \$5K	5,750	5,750	5,750	20	0	5,730	30	10,750

CAPITAL OUTLAY > \$5K

10-5400-58-52400 MACHINERY EQUIPMENT-PU	46,600	46,600	46,600	0	0	46,600	0	67,000
TOTAL CAPITAL OUTLAY > \$5K	46,600	46,600	46,600	0	0	46,600	0	67,000

TOTAL PARKS EXPENDITURES	676,987	676,988	676,989	309,500	46	367,489	464,060	729,770
---------------------------------	----------------	----------------	----------------	----------------	-----------	----------------	----------------	----------------

MUNICIPAL COURT EXPENDITURES	FY 2020-21 ACTUAL	FY 2020-21 ORIG. BUDGET	FY 2020-21 CURR. BUDGET	Y-T-D ACTUAL AS OF 08/06/2021	% OF BUDGET	BUDGET BALANCE	PROJECTED YEAR END	REQUESTED 2021-22 BUDGET
-------------------------------------	------------------------------	------------------------------------	------------------------------------	--	------------------------	---------------------------	-------------------------------	-------------------------------------

PERSONNEL

10-5500-50-50010 SALARIES	198,166	198,166	198,166	109,035	55	89,131	163,552	221,469
10-5500-50-50011 COVID 19 SALARIES	0	0	0	0	0	0	0	0
10-5500-50-50050 OVERTIME	16,000	16,000	16,000	1,072	7	14,928	1,608	16,000
10-5500-50-50075 LONGEVITY	1,500	1,500	1,500	1,500	100	0	2,250	1,500
10-5500-50-50150 MUNICIPAL JUDGES SALAR	42,600	42,600	42,600	11,600	27	31,000	17,400	42,600
10-5500-50-50200 EMPLOYER PAID TAXES	15,449	15,449	15,449	8,510	55	6,939	12,764	17,211
10-5500-50-50255 WORKERS' COMPENSATION	480	480	480	314	66	166	472	480
10-5500-50-50325 HEALTH INSURANCE	29,745	29,745	29,745	14,502	49	15,243	21,753	30,201
10-5500-50-50335 HEALTH ASSITANCE	258	258	258	250	97	8	375	258
10-5500-50-50410 EMPLOYER RETIREMENT CO	15,758	15,758	15,758	9,648	61	6,110	14,472	16,983
10-5500-50-50520 EMPLOYEE EDUCATION	3,000	3,000	3,000	665	22	2,335	998	3,000
10-5500-50-50700 REIMB UNEMPLOYMENT	500	500	500	0	0	500	0	500
TOTAL PERSONNEL	323,456	323,456	323,456	157,095	49	166,361	235,643	350,202

OPERATING

10-5500-51-51011 PRE-EMPLOYMENT SCREENING	25	25	25	0	0	25	0	25
10-5500-51-51042 COURT TECHNOLOGY EXPEN	36,300	36,300	36,300	22,250	61	14,050	33,375	36,300
10-5500-51-51080 CASH SHORT (OVER)	100	100	100	0	0	100	0	100
10-5500-51-51485 MISCELLANEOUS	500	500	500	1,151	230	-651	1,727	500
10-5500-51-51603 PERIODICALS & PUBLICAT	100	100	100	0	0	100	0	100
10-5500-51-51625 POSTAGE/DELIVERY	3,600	3,600	3,600	991	28	2,609	1,487	3,600
10-5500-51-51635 PROFESSIONAL & MEMBERS	320	320	320	262	82	58	393	320
10-5500-51-51746 SUPPLIES-OFFICE	4,500	4,500	4,500	2,643	59	1,857	3,965	4,500
10-5500-51-51780 TRAVEL	1,500	1,500	1,500	0	0	1,500	0	1,500
10-5500-51-52100 COURT SECURITY	1,900	1,900	1,900	0	0	1,900	0	1,900
10-5500-51-52110 OFFICE EQUIPMENT LEASE	2,400	2,400	2,400	1,955	81	445	2,932	2,400
TOTAL OPERATING	51,245	51,245	51,245	29,252	57	21,993	43,878	51,245

CONTRACTED SERVICES

10-5500-54-51440 LEGAL FEES	37,000	37,000	37,000	22,845	62	14,155	34,268	37,000
10-5500-54-51595 COLLECTION FEES	32,000	32,000	32,000	31,357	98	643	47,035	32,000
10-5500-54-56010 STATE COURT COST	222,000	222,000	222,000	87,401	39	134,599	131,101	222,000
10-5500-54-56425 JURY EXPENSE	500	500	500	0	0	500	0	500
TOTAL CONTRACTED SERVICES	291,500	291,500	291,500	141,603	49	149,897	212,404	291,500

CAPITAL OUTLAY < \$5K

10-5500-57-56105 CAP OUTLAY-COURT SECUR	1,620	1,620	1,620	0	0	1,620	0	1,620
TOTAL CAPITAL OUTLAY < \$5K	1,620	1,620	1,620	0	0	1,620	0	1,620

CAPITAL OUTLAY > \$5K

10-5500-58-56105 CAP OUTLAY-COURT SECUR	6,000	6,000	6,000	0	0	6,000	0	6,000
10-5500-58-56108 CAP OUTLAY-COURT TECH	7,307	7,307	7,307	0	0	7,307	0	7,307
TOTAL CAPITAL OUTLAY > \$5K	13,307	13,307	13,307	0	0	13,307	0	13,307

TOTAL MUNICIPAL COURT EXPENSES	681,128	681,128	681,128	327,950	154	353,178	491,925	707,874
---------------------------------------	----------------	----------------	----------------	----------------	------------	----------------	----------------	----------------

POLICE EXPENDITURES	FY 2020-21 ACTUAL	FY 2020-21 ORIG. BUDGET	FY 2020-21 CURR. BUDGET	Y-T-D ACTUAL AS OF 08/06/2021	% OF BUDGET	BUDGET BALANCE	PROJECTED YEAR END	REQUESTED 2021-22 BUDGET
PERSONNEL								
10-5600-50-50010 SALARIES	2,185,841	2,185,841	2,185,841	1,708,443	78	477,398	2,562,665	2,852,197
10-5600-50-50011 COVID 19 SALARIES	20,000	20,000	20,000	3,542	18	16,458	5,313	
10-5600-50-50050 OVERTIME	89,617	89,617	89,617	138,718	155	-49,101	208,076	117,988
10-5600-50-50051 COVID 19 OVERTIME	15,000	15,000	15,000	12,987	87	2,013	19,480	0
10-5600-50-50075 LONGEVITY PAY	28,204	28,204	28,204	24,956	88	3,248	37,434	27,364
10-5600-50-50200 EMPLOYER PAID TAXES	175,291	175,291	175,291	138,363	79	36,929	207,544	228,604
10-5600-50-50255 WORKERS' COMPENSATION	38,202	38,202	38,202	41,409	108	-3,207	62,113	45,000
10-5600-50-50325 HEALTH INSURANCE	275,145	275,145	275,145	176,751	64	98,394	265,126	332,209
10-5600-50-50335 HEALTH ASSISTANCE	258	258	258	250	97	8	375	258
10-5600-50-50410 EMPLOYER RETIREMENT CO	204,376	204,376	204,376	161,931	79	42,445	242,897	253,593
10-5600-50-50520 EMPLOYEE EDUCATION	35,000	35,000	35,000	20,035	57	14,965	30,052	4,000
10-5600-50-50700 REIMB UNEMPLOYMENT	500	500	500	0	0	500	0	500
TOTAL PERSONNEL	3,067,434	3,067,434	3,067,434	2,427,384	79	640,050	3,641,075	3,861,713
OPERATING								
10-5600-51-51010 ADVER/POSTING NOTIFICATIONS	500	500	500	0	0	500	0	500
10-5600-51-51335 INSURANCE-PROPERTY, CA	1,940	1,940	1,940	907	47	1,033	1,360	1,940
10-5600-51-51338 INSURANCE LIABILITY	35,000	35,000	35,000	45,319	129	-10,319	67,978	35,000
10-5600-51-51485 MISCELLANEOUS	6,500	6,500	6,500	5,252	81	1,248	7,878	7,500
10-5600-51-51603 PERIODICALS & PUBLICAT	250	250	250	212	85	38	318	500
10-5600-51-51610 LICENSING	500	500	500	245	49	255	368	500
10-5600-51-51620 PHYSICALS/DRUG TESTING	1,500	1,500	1,500	885	59	615	1,327	2,000
10-5600-51-51625 POSTAGE/DELIVERY	2,000	2,000	2,000	797	40	1,203	1,196	4,000
10-5600-51-51635 PROFESSIONAL & MEMBERS	4,400	4,400	4,400	545	12	3,855	818	5,500
10-5600-51-51746 SUPPLIES-OFFICE	10,000	10,000	10,000	8,995	90	1,005	13,492	13,000
10-5600-51-51748 SUPPLIES-POLICE SPECIA	20,000	20,000	20,000	9,912	50	10,088	14,869	20,000
10-5600-51-51780 TRAVEL	10,000	10,000	10,000	8,797	88	1,203	13,195	15,000
10-5600-51-51798 CRIME LAB	7,500	7,500	7,500	768	10	6,732	1,152	7,500
10-5600-51-51799 CID SPECIALTY EQUIPMENT	8,500	8,500	8,500	8,004	94	496	12,007	22,000
10-5600-51-51800 UNIFORMS & ACCESSORIES	42,133	42,133	42,133	26,862	64	15,271	40,293	42,133
10-5600-51-51801 SAFETY & ACCESSORIES	3,000	3,000	3,000	789	26	2,211	1,184	3,000
10-5600-51-51802 AMMO/RANGE	25,000	25,000	25,000	2,367	9	22,633	3,550	25,000
10-5600-51-51803 HONOR GUARD	4,000	4,000	4,000	1,117	28	2,883	1,676	4,000
10-5600-51-51804 CITIZEN POLICE ACADEMY	7,500	7,500	7,500	1,107	15	6,393	1,661	7,500
10-5600-51-51805 POLICE BANQUET	3,371	3,371	3,371	3,433	102	-62	5,149	3,371
10-5600-51-51806 TRAFFIC SPECIALTY EQUP	10,000	10,000	10,000	8,031	80	1,969	12,046	10,000
10-5600-51-51813 UTILITIES-ELECTRIC BLU	12,000	12,000	12,000	6,095	51	5,905	9,142	12,000
10-5600-51-52110 OFFICE EQUIPMENT LEASE	14,000	14,000	14,000	11,772	84	2,228	17,658	14,000
10-5600-51-52340 FUEL & OIL	80,000	80,000	80,000	57,961	72	22,039	86,942	80,000
10-5600-51-57400 WRECKER SERVICE	500	500	500	565	113	-65	848	500
TOTAL OPERATING	310,094	310,094	310,094	210,735	68	99,359	316,103	336,444

REPAIRS & MAINTENANCE

10-5600-52-52010 BUILDING REPAIRS & MAI	17,500	17,500	17,500	5,382	31	12,118	8,073	17,500
10-5600-52-52012 CLEANING & MAINTENANCE	4,000	4,000	4,000	2,336	58	1,664	3,504	4,000
10-5600-52-52320 VEHICLE REPAIRS & MAIN	60,000	60,000	60,000	40,264	67	19,736	60,396	60,000
10-5600-52-52321 VEHICLE DAMAGE	15,000	15,000	15,000	4,916	33	10,084	7,374	15,000
TOTAL REPAIRS & MAINTENANCE	96,500	96,500	96,500	52,898	55	43,602	79,346	96,500

CONTRACTED SERVICES

10-5600-54-51440 LEGAL FEES	2,500	2,500	2,500	9,270	371	-6,770	13,905	5,000
10-5600-54-51502 CONSULTING SERVICES	1,000	1,000	1,000	0	0	1,000	0	1,000
10-5600-54-51590 DESTRUCTION SERVICES	1,000	1,000	1,000	250	25	750	375	1,000
10-5600-54-57001 RRS EMERGENCY RADIO SYS	29,000	29,000	29,000	11,494	40	17,506	17,241	29,000
10-5600-54-57350 EMERGENCY DISPATCH SER	234,963	234,963	234,963	234,963	100	0	352,445	270,207
TOTAL CONTRACTED SERVICES	268,463	268,463	268,463	255,977	95	12,486	383,965	306,207

DEBT PAYMENTS

10-5600-55-52310 VEHICLE LEASE EXPENSE	373,500	373,500	373,500	335,984	90	37,516	503,977	453,500
TOTAL DEBT PAYMENTS	373,500	373,500	373,500	335,984	90	37,516	503,977	453,500

CAPITAL OUTLAY < \$5K

10-5600-57-57100 ANIMAL CONTROL EQUIPME	5,000	5,000	5,000	484	10	4,516	726	5,200
10-5600-57-57101 OFFICE EQUIP PURCHASE	1,000	1,000	1,000	25	2	975	37	1,000
TOTAL CAPITAL OUTLAY < \$5K	6,000	6,000	6,000	509	8	5,491	764	6,200

CAPITAL OUTLAY > \$5K

10-5600-58-52101 PD CONSTRUCTION SITE	1,000	1,000	1,000	0	0	1,000	0	50,000
10-5600-58-52330 POLICE SPECIALTY EQUIP	20,000	20,000	20,000	19,907	100	93	29,860	30,000
10-5600-58-57300 POLICE COMMUNICATION E	36,000	36,000	36,000	1,495	4	34,505	2,243	36,000
10-5600-58-58000 GRANT EXPENDITURES	9,470	9,470	9,470	25,925	274	-16,455	38,887	9,470
10-5600-58-58001 OVC GRANT 2018-V3-GX-0024	0	0	0	0	0	0	0	0
TOTAL CAPITAL OUTLAY > \$5K	66,470	66,470	66,470	47,326	71	19,144	70,990	125,470

TOTAL POLICE EXPENDITURES	4,188,461	4,188,461	4,188,461	3,330,814	80	857,647	4,996,220	5,186,034
----------------------------------	------------------	------------------	------------------	------------------	-----------	----------------	------------------	------------------

IT EXPENDITURES	FY 2020-21 ACTUAL	FY 2020-21 ORIG. BUDGET	FY 2020-21 CURR. BUDGET	Y-T-D ACTUAL AS OF 08/06/2021	% OF BUDGET	BUDGET BALANCE	PROJECTED YEAR END	REQUESTED 2021-22 BUDGET
PERSONNEL								
10-5700-50-50010 SALARIES	101,900	101,900	101,900	87,241	86	14,659	130,861	227,334
10-5700-50-50050 OVERTIME	2,000	2,000	2,000	1,021	51	979	1,531	2,000
10-5700-50-50075 LONGEVITY PAY	700	700	700	700	100	0	1,050	900
10-5700-50-50200 EMPLOYER PAID TAXES	7,929	7,929	7,929	6,602	83	1,327	9,903	8,732
10-5700-50-50255 WORKERS' COMPENSATION	1,150	1,150	1,150	188	16	962	282	1,150
10-5700-50-50325 HEALTH INSURANCE	14,873	14,873	14,873	10,273	69	4,600	15,410	15,100
10-5700-50-50410 EMPLOYER RETIREMENT CO	9,633	9,633	9,633	7,944	82	1,689	11,916	9,633
10-5700-50-50520 EMPLOYEE EDUCATION	4,500	4,500	4,500	75	2	4,425	113	4,500
10-5700-50-50650 VEHICLE ALLOWANCE	4,800	4,800	4,800	3,877	81	923	5,815	4,800
10-5700-50-50700 REIMB UNEMPLOYMENT	500	500	500	0	0	500	0	500
TOTAL PERSONNEL	147,985	147,985	147,985	117,921	80	30,064	176,881	274,649
OPERATING								
10-5700-51-51625 POSTAGE/DELIVERY	100	100	100	0	0	100	0	100
10-5700-51-51635 PROFESSIONAL/MEMBERSHIP	900	900	900	104	12	796	156	900
10-5700-51-51746 SUPPLIES-OFFICES	2,000	2,000	2,000	831	42	1,169	1,246	2,000
10-5700-51-51769 INTERNET SERVICE	35,000	35,000	35,000	78,289	224	-43,289	117,433	50,000
10-5700-51-51770 TELEPHONE COMMUNICATION	15,000	15,000	15,000	43,475	290	-28,475	65,212	5,000
10-5700-51-51775 WIRELESS COMMUNICATION	115,000	115,000	115,000	88,559	77	26,441	132,839	115,000
10-5700-51-51780 TRAVEL	1,500	1,500	1,500	0	0	1,500	0	1,500
TOTAL OPERATING	169,500	169,500	169,500	211,258	125	-41,758	316,886	174,500
REPAIRS & MAINTENANCE								
10-5600-52-52011 BUILDING SECURITY								5,000
10-5700-52-52000 COMPUTER R & M	6,085	6,085	6,085	0	0	6,085	0	6,085
TOTAL REPAIRS & MAINTENANCE	6,085	6,085	6,085	0	0	6,085	0	11,085
CONTRACTED SERVICES								
10-5700-54-51500 COMPUTER/HARDWARE LEASE	0	0	0	60	0	-60	90	0
10-5700-54-51501 IT CONSULTING SERVICES	15,000	15,000	15,000	16,942	113	-1,942	25,414	10,000
10-5700-54-52005 EMERGENCY NOTIFICATION	5,000	5,000	5,000	4,371	87	629	6,556	5,000
10-5700-54-52240 SOFTWARE ANNUAL FEES	149,780	149,780	149,780	155,433	104	-5,653	233,149	175,000
TOTAL CONTRACTED SERVICES	169,780	169,780	169,780	176,806	104	-7,026	265,119	190,000
CAPITAL OUTLAY <\$5K								
10-5700-57-52200 COMPUTER EQUIPMENT	65,000	65,000	65,000	1,818	3	63,182	2,727	35,000
TOTAL CAPITAL OUTLAY<\$5K	65,000	65,000	65,000	1,818	3	63,182	2,727	35,000
CAPITAL OUTLAY >\$5K								
10-5700-58-52200 COMPUTER EQUIPMENT	105,000	105,000	105,000	0	0	105,000	0	70,000
TOTAL CAPITAL OUTLAY>\$5K	105,000	105,000	105,000	0	0	105,000	0	70,000
TOTAL IT EXPENDITURES	663,350	663,350	663,350	507,802	77	155,548	761,613	755,234

	FY 2020-21 ACTUAL	FY 2020-21 ORIG. BUDGET	FY 2020-21 CURR. BUDGET	Y-T-D ACTUAL AS OF 08/06/2021	% OF BUDGET	BUDGET BALANCE	PROJECTED YEAR END	REQUESTED 2021-22 BUDGET
ECONOMIC DEV. SVCS								
PERSONNEL								
10-5800-50-50010 SALARIES	190,777	190,777	190,777	65,971	35	124,806	98,957	201,606
10-5800-50-50075 LONGEVITY PAY	200	200	200	0	0	200	0	300
10-5800-50-50200 EMPLOYER PAID TAXES	14,610	14,610	14,610	5,010	34	9,600	7,515	15,423
10-5800-50-50255 WORKERS' COMPENSATION	694	694	694	89	13	605	134	694
10-5800-50-50325 HEALTH INSURANCE	7,994	7,994	7,994	425	5	7,569	637	7,550
10-5800-50-50410 EMPLOYER RETIREMENT CO	17,390	17,390	17,390	5,647	32	11,743	8,470	17,056
10-5800-50-50520 EMPLOYEE EDUCATION	4,675	4,675	4,675	225	5	4,450	338	3,500
TOTAL PERSONNEL	236,340	236,340	236,340	77,368	33	158,972	116,051	246,129
OPERATING								
10-5800-51-51011 SMALL BUSINESS RENTAL ASST	5,000	5,000	5,000	1,915	38	3,085	2,873	25,000
10-5800-51-51043 CITY EVENTS	37,500	37,500	37,500	27,294	73	10,206	40,941	100,000
10-5800-51-51480 MEETING EXPENSES	2,500	2,500	2,500	126	5	2,375	188	2,500
10-5800-51-51625 POSTAGE/DELIVERY	1,500	1,500	1,500	0	0	1,500	0	1,500
10-5800-51-51635 PROFESSIONAL/MEMBERSHIP	1,850	1,850	1,850	245	13	1,605	368	1,850
10-5800-51-51746 SUPPLIES-OFFICES	2,000	2,000	2,000	130	7	1,870	196	2,000
10-5800-51-51780 TRAVEL	5,000	5,000	5,000	0	0	5,000	0	5,000
TOTAL OPERATING	55,350	55,350	55,350	29,710	54	25,640	563	137,850
TOTAL ECONOMIC DEV SVCS EXPENDITURES	291,690	291,690	291,690	107,077	86	184,613	116,614	383,979

	FY 2020-21 ACTUAL	FY 2020-21 ORIG. BUDGET	FY 2020-21 CURR. BUDGET	Y-T-D ACTUAL AS OF 08/06/2021	% OF BUDGET	BUDGET BALANCE	PROJECTED YEAR END	REQUESTED 2021-22 BUDGET
HUMAN RESOURCES								
PERSONNEL								
10-5810-50-50010 SALARIES						0	0	73,653
10-5810-50-50075 LONGEVITY PAY						0	0	800
10-5810-50-50200 EMPLOYER PAID TAXES						0	0	5,696
10-5810-50-50255 WORKERS' COMPENSATION						0	0	300
10-5810-50-50325 HEALTH INSURANCE						0	0	7,550
10-5810-50-50410 EMPLOYER RETIREMENT CO						0	0	6,299
10-5810-50-50411 HR REQUIRED EDUCATION								13,500
10-5810-50-50520 EMPLOYEE EDUCATION						0	0	2,140
TOTAL PERSONNEL	0	0	0	0	0	0	0	109,938
OPERATING								
10-5810-51-51041 EMPLOYEE APPRECIATION								15,000
10-5810-51-51635 PERIODICALS & PUBLICATIONS								1,000
10-5810-51-51635 PROFESSIONAL/MEMBERSHIP						0	0	2,000
10-5810-51-51746 SUPPLIES-OFFICES						0	0	1,000
10-5810-51-51780 TRAVEL						0	0	5,000
TOTAL OPERATING	0	0	0	0	0	0	0	24,000
TOTAL HUMAN RESOURCES EXPENDITURES	0	0	0	0	0	0	0	133,938

TOTAL EXPENDITURES	11,925,675	11,925,676	11,925,678	8,399,066	1,006	3,526,612	12,480,026	14,275,439
---------------------------	-------------------	-------------------	-------------------	------------------	--------------	------------------	-------------------	-------------------

REVENUES OVER/(UNDER) EXPENDITURES	-352,490	-352,891	-352,493	4,611,279	-4,963,772	6,947,759	0
---	-----------------	-----------------	-----------------	------------------	-------------------	------------------	----------

**20 -UTILITY FUND
FINANCIAL SUMMARY**

**PROPOSED BUDGET WORKSHEETS
FY 2021-22**

REVENUE SUMMARY	91.67 % OF YEAR COMPLETE						PROJECTED YEAR END	REQUESTED 2021-22 BUDGET
	FY 2020-21 ACTUAL	FY 2020-21 ORIG. BUDGET	FY 2020-21 CURR. BUDGET	Y-T-D ACTUAL AS OF 08/06/2021	% OF BUDGET	BUDGET BALANCE		
WATER								
MISCELLANEOUS	525	525	525	0				
WATER/SEWER CHARGES	2,089,796	2,089,796	2,089,796	2,411,018	115.4	(321,222)	2,411,018	2,448,158
OTHER	0	0	0	0	0.0	0	0	0
TRANSFERS	0	0	0	0	0.0	0	0	0
TOTAL WATER	2,090,321	2,090,321	2,090,321	2,411,018	115.3	(320,697)	2,411,018	2,448,158
WASTEWATER								
OTHER FINANCING SOURCES	0	0	0	0	0.0	0	0	0
WATER/SEWER CHARGES	1,660,250	1,660,250	1,660,250	2,036,426	122.7	(376,176)	2,036,426	2,040,250
OTHER	81,588	81,588	81,588	641	0.8	80,947	641	641
TRANSFERS	0	0	0	0	0.0	0	0	0
TOTAL WASTEWATER	1,741,838	1,741,838	1,741,838	2,037,067	116.9	(295,229)	2,037,067	2,040,891
TOTAL REVENUES	3,832,159	3,832,159	3,832,159	4,448,085	116.1	(615,926)	4,448,085	4,489,049

91.67 % OF YEAR COMPLETE

EXPENDITURE SUMMARY	FY 2020-21 ACTUAL	FY 2020-21 ORIG. BUDGET	FY 2020-21 CURR. BUDGET	Y-T-D ACTUAL AS OF 08/06/2021	% OF BUDGET	BUDGET BALANCE	PROJECTED YEAR END	REQUESTED 2021-22 BUDGET
PUBLIC WORKS								
PERSONNEL	407,122	407,122	407,123	321,473	79.0	85,650	321,473	437,744
OPERATING	25,750	25,750	25,750	30,425	118.2	(4,675)	30,425	28,350
REPAIRS & MAINTENANCE	74,500	74,500	74,500	52,080	69.9	22,420	52,080	36,000
CONTRACTED SERVICES	6,500	6,500	6,500	3,058	47.0	3,443	3,058	3,500
TOTAL PUBLIC WORKS	513,872	513,872	513,873	407,036	79.2	106,838	407,036	505,594
WATER								
PERSONNEL	382,544	382,544	382,544	272,144	71.1	110,400	272,144	501,561
OPERATING	186,169	186,169	186,169	158,662	85.2	27,507	158,662	214,934
REPAIRS & MAINTENANCE	53,000	53,000	53,000	90,452	170.7	(37,452)	90,452	66,500
WATER/WASTEWATER	1,584,000	1,584,000	1,584,000	1,407,369	88.8	176,631	1,407,369	2,053,750
CONTRACTED SERVICES	150	150	150	3,188	2,125.5	(3,038)	3,188	3,800
DEBT PAYMENTS	80,353	80,353	80,353	80,222	99.8	131	80,222	80,353
CAPITAL OUTLAY < \$5K	8,000	8,000	8,000	1,365	17.1	6,635	1,365	10,000
CAPITAL OUTLAY > \$5K	9,000	9,000	9,000	0	0.0	9,000	0	20,000
TRANSFERS	0	0	0	0	0.0	0	0	0
TOTAL WATER	2,303,216	2,303,216	2,303,216	2,013,403	87.4	289,813	2,013,403	2,950,898
WASTEWATER								
PERSONNEL	193,584	193,584	193,584	152,889	79.0	40,695	152,889	196,338
OPERATING	245,390	245,390	245,390	300,206	122.3	(54,816)	300,144	360,315
REPAIRS & MAINTENANCE	57,500	57,500	57,500	33,848	58.9	23,652	33,848	59,000
WATER/WASTEWATER	157,650	157,650	157,650	416,562	264.2	(258,912)	416,562	59,650
CONTRACTED SERVICES	16,200	16,200	16,200	98,010	605.0	(81,810)	98,010	239,002
DEBT PAYMENTS	0	0	0	0	0.0	0	0	0
CAPITAL OUTLAY < \$5K	0	0	8,000	0	0.0	8,000	0	5,000
CAPITAL OUTLAY > \$5K	30,000	30,000	30,000	0	0.0	30,000	0	30,000
TRANSFERS	0	0	0	0	0.0	0	0	0
TOTAL WASTEWATER	700,324	700,324	708,324	1,001,515	141.4	(293,191)	1,001,453	949,305
NON-DEPARTMENTAL								
CAPITAL OUTLAY > \$5K	236,704	236,704	236,704	1,302,397	550.2	(1,065,693)	1,302,397	0
TRANSFERS	0	0	0	0	0.0	0	0	0
TOTAL NON-DEPARTMENTAL	0	0	236,704	1,302,397	550.2	(1,065,693)	1,953,595	0
TOTAL EXPENDITURES	3,517,412	3,517,412	3,762,117	4,724,350	125.6	(962,232)	5,375,486	4,405,797

REVENUES OVER/(UNDER) EXPENDITURES	314,746	314,746	70,042	(276,264)	346,306	(927,400)	83,252
---	----------------	----------------	---------------	------------------	----------------	------------------	---------------

**20 -UTILITY FUND
REVENUES**

**PROPOSED BUDGET WORKSHEETS
FY 2021-22**

91.67 % OF YEAR COMPLETE

WATER REVENUES	FY 2020-21 ACTUAL	FY 2020-21 ORIG. BUDGET	FY 2020-21 CURR. BUDGET	Y-T-D ACTUAL AS OF 08/06/2021	% OF BUDGET	BUDGET BALANCE	PROJECTED YEAR END	REQUESTED 2021-22 BUDGET
WATER/SEWER CHARGES								
20-4250-42-42099 MISCELLANEOUS	525	525	525	0	0.0	525	0	525
TOTAL MISCELLANEOUS	525	525	525	0	0	525	0	525
20-4250-43-42099 CREDIT CARD PAYMENT FEE	40,000	40,000	40,000	67,851	169.6	(27,851)	67,851	64,855
20-4250-43-43000 ADJUSTMENTS	0	0	0	0	0.0	0	0	0
20-4250-43-43010 WATER SALES	1,725,954	1,725,954	1,725,954	2,049,961	118.8	(324,007)	2,049,961	2,049,961
20-4250-43-43015 BULK WATER SALES	92	92	92	0	0.0	92	0	92
20-4250-43-43025 LATE FEES WATER	35,000	35,000	35,000	43,271	123.6	(8,271)	43,271	45,000
20-4250-43-43028 RETURN CHECK FEES	1,000	1,000	1,000	350	35.0	650	350	500
20-4250-43-43075 WATER TAP FEES	225,000	225,000	225,000	174,750	77.7	50,250	174,750	225,000
20-4250-43-43076 WATER METER FEE	250	250	250	0	0.0	250	0	250
20-4250-43-43080 CONNECTION CHARGES	62,500	62,500	62,500	74,835	119.7	(12,335)	74,835	62,500
TOTAL WATER/SEWER CHARGES	2,089,796	2,089,796	2,089,796	2,411,018	115.4	(321,222)	2,411,018	2,448,158
TOTAL WATER REVENUES	2,090,321	2,090,321	2,090,321	2,411,018	115.3	(320,697)	2,411,018	2,448,683
WASTEWATER REVENUES								
WATER/SEWER CHARGES								
20-4275-43-41320 SLUDGE DUMP FEES	25,000	25,000	25,000	0	0.0	25,000	0	0
20-4275-43-43000 ADJUSTMENTS	0	0	0	0	0.0	0	0	0
20-4275-43-43110 SEWER SERVICE	1,400,000	1,400,000	1,400,000	1,804,702	128.9	(404,702)	1,804,702	1,805,000
20-4275-43-43125 LATE FEES SEWER	35,000	35,000	35,000	36,725	104.9	(1,725)	36,725	35,000
20-4275-43-43175 SEWER TAP FEES	200,250	200,250	200,250	195,000	97.4	5,250	195,000	200,250
TOTAL WATER/SEWER CHARGES	1,660,250	1,660,250	1,660,250	2,036,426	122.7	(376,176)	2,036,426	2,040,250
OTHER								
20-4275-48-48000 INTEREST INCOME	81,588	81,588	81,588	641	0.8	80,947	641	641
TOTAL OTHER	81,588	81,588	81,588	641	0.8	80,947	641	641
TRANSFERS								
20-4275-49-50010 TRANSFERS FROM CPF	0	0	0	0	0.0	0	0	0
TOTAL TRANSFERS	0	0	0	0	0.0	0	0	0
TOTAL WASTEWATER REVENUES	1,741,838	1,741,838	1,741,838	2,037,067	116.9	(295,229)	2,037,067	2,040,891
TOTAL REVENUES	3,832,159	3,832,159	3,832,159	4,448,085	116.1	(615,926)	4,448,085	4,489,574

**20 -UTILITY FUND
EXPENDITURES**

**PROPOSED BUDGET WORKSHEETS
FY 2021-22**

91.67 % OF YEAR COMPLETE

PUBLIC WORKS EXPENDITURES	FY 2020-21 ACTUAL	FY 2020-21 ORIG. BUDGET	FY 2020-21 CURR. BUDGET	Y-T-D ACTUAL AS OF 08/06/2021	% OF BUDGET	BUDGET BALANCE	PROJECTED YEAR END	REQUESTED 2021-22 BUDGET
PERSONNEL								
20-5200-50-50010 SALARIES	305,091	305,091	305,091	253,285	83.0	51,806	253,285	335,601
20-5200-50-50011 COVID 19 SALARIES	0	0	0	0				0
20-5200-50-50050 OVERTIME	560	560	560	0	0.0	560	0	560
20-5200-50-50075 LONGEVITY	4,900	4,900	4,900	4,800	98.0	100	4,800	5,300
20-5200-50-50200 EMPLOYER PAID TAXES	23,757	23,757	23,757	20,005	84.2	3,752	20,005	26,126
20-5200-50-50255 WORKERS' COMPENSATION	5,000	5,000	5,000	406	8.1	4,594	406	600
20-5200-50-50325 HEALTH INSURANCE	29,745	29,745	29,745	15,749	52.9	13,997	15,749	30,201
20-5200-50-50335 HEALTH ASSISTANCE	258	258	258	250	96.7	9	250	258
20-5200-50-50410 EMPLOYER RETIREMENT CO	28,011	28,011	28,011	22,664	80.9	5,347	22,664	29,298
20-5200-50-50520 EMPLOYEE EDUCATION	1,000	1,000	1,000	252	25.2	748	252	1,000
20-5200-50-50650 VEHICLE ALLOWANCE	4,800	4,800	4,800	4,061	84.6	739	4,061	4,800
20-5200-50-50700 REIMBURSABLE UNEMPLOYMENT	4,000	4,000	4,000	0	0.0	4,000	0	4,000
TOTAL PERSONNEL	407,122	407,122	407,123	321,473	79.0	85,650	321,473	437,744
OPERATING								
20-5200-51-51010 ADVERTISING/POSTING/NOTIFICATION	2,400	2,400	2,400	893	37.2	1,507	893	2,400
20-5200-51-51011 PRE-EMPLOYMENT SCREENING	65	65	65	0	0.0	65	0	65
20-5200-51-51012 SAFETY & ACCESSORIES	1,200	1,200	1,200	2,077	173.1	(877)	2,077	2,000
20-5200-51-51040 BAD DEBTS	0	0	0	0	0.0	0	0	0
20-5200-51-51485 MISCELLANEOUS	1,000	1,000	1,000	40	4.0	960	40	1,000
20-5200-51-51610 LICENSES	400	400	400	222	55.5	178	222	200
20-5200-51-51620 PHYSICALS/DRUG TESTING	85	85	85	0	0.0	85	0	85
20-5200-51-51625 POSTAGE/DELIVERY	200	200	200	8	3.8	193	8	200
20-5200-51-51635 PROFESSIONAL & MEMBERS	100	100	100	0	0.0	100	0	100
20-5200-51-51743 SUPPLIES-EQUIPMENT	0	0	0	0	0.0	0	0	0
20-5200-51-51746 SUPPLIES-OFFICE	5,500	5,500	5,500	5,420	98.5	80	5,420	5,500
20-5200-51-51780 TRAVEL	300	300	300	0	0.0	300	0	300
20-5200-51-51800 UNIFORMS & ACCESSORIES	1,500	1,500	1,500	384	25.6	1,116	384	1,500
20-5200-51-51813 UTILITIES-ELECTRIC BLU	10,000	10,000	10,000	1,616	16.2	8,384	1,616	12,000
20-5200-51-52110 OFFICE EQUIPMENT LEASE	3,000	3,000	3,000	1,399	46.6	1,602	1,399	3,000
TOTAL OPERATING	25,750	25,750	25,750	30,425	118.2	(4,675)	30,425	28,350

REPAIRS & MAINTENANCE

20-5200-52-52010 BUILDING REPAIRS & MAI	70,000	70,000	70,000	48,749	69.6	21,251	48,749	30,000
20-5200-52-52012 CLEANING & MAINTENANCE	4,500	4,500	4,500	3,331	74.0	1,169	3,331	6,000
TOTAL REPAIRS & MAINTENANCE	74,500	74,500	74,500	52,080	69.9	22,420	52,080	36,000

CONTRACTED SERVICES

20-5200-54-51001 CONSULTANT FEES - RATE STUDY	0	0	0	0	0.0	0	0	0
20-5200-54-51165 ENGINEERING/PLANNING SVCS	3,500	3,500	3,500	3,058	87.4	443	3,058	3,500
20-5200-54-51440 LEGAL FEES	3,000	3,000	3,000	0	0.0	3,000	0	0
20-5200-54-51501 I/T CONSULTANT SERVICES	0	0	0	0	0.0	0	0	0
20-5200-54-51590 DOCUMENT STORAGE	0	0	0	0	0.0	0	0	0
TOTAL CONTRACTED SERVICES	6,500	6,500	6,500	3,058	47.0	3,443	3,058	3,500

TOTAL PUBLIC WORKS EXPENDITURES	513,872	513,872	513,873	407,036	79.2	106,838	407,036	505,594
--	----------------	----------------	----------------	----------------	-------------	----------------	----------------	----------------

WATER EXPENDITURES	FY 2020-21 ACTUAL	FY 2020-21 ORIG. BUDGET	FY 2020-21 CURR. BUDGET	Y-T-D ACTUAL AS OF 08/06/2021	% OF BUDGET	BUDGET BALANCE	PROJECTED YEAR END	REQUESTED 2021-22 BUDGET
---------------------------	----------------------	----------------------------	----------------------------	----------------------------------	----------------	-------------------	-----------------------	-----------------------------

PERSONNEL

20-5250-50-50010 SALARIES	260,010	260,010	260,010	180,339	69.4	79,671	180,339	349,223
20-5250-50-50011 COVID 19 SALARIES	0	0	0	0	0.0	0	0	0
20-5250-50-50050 OVERTIME	11,050	11,050	11,050	20,291	183.6	(9,241)	20,291	17,500
20-5250-50-50051 COVID 19 OVERTIME	0	0	0	0	0.0	0	0	0
20-5250-50-50075 LONGEVITY PAY	2,400	2,400	2,400	2,400	100.0	0	2,400	3,200
20-5250-50-50200 EMPLOYER PAID TAXES	20,920	20,920	20,920	15,450	73.9	5,470	15,450	28,096
20-5250-50-50255 WORKERS' COMPENSATION	10,070	10,070	10,070	7,180	71.3	2,890	7,180	10,070
20-5250-50-50325 HEALTH INSURANCE	52,054	52,054	52,054	26,683	51.3	25,371	26,683	60,402
20-5250-50-50410 EMPLOYER RETIREMENT CO	24,290	24,290	24,290	17,603	72.5	6,687	17,603	31,071
20-5250-50-50520 EMPLOYEE EDUCATION	1,750	1,750	1,750	2,198	125.6	(448)	2,198	2,000
20-5250-50-50700 REIMB UNEMPLOYMENT	0	0	0	0	0.0	0	0	0
TOTAL PERSONNEL	382,544	382,544	382,544	272,144	71.1	110,400	272,144	501,561

OPERATING

20-5250-51-51011 PRE-EMPLOYMENT SCREENING	200	200	200	3	1.5	197	3	200
20-5250-51-51335 INSURANCE-PROPERTY, CA	15,844	15,844	15,844	13,737	86.7	2,107	13,737	15,844
20-5250-51-51338 INSURANCE LIABILITY	4,640	4,640	4,640	3,933	84.8	707	3,933	4,640
20-5250-51-51485 MISCELLANEOUS	500	500	500	294	58.8	206	294	500
20-5250-51-51610 PERMITS & LICENSES	11,000	11,000	11,000	9,707	88.2	1,293	9,707	12,000
20-5250-51-51620 PHYSICALS/DRUG TESTING	200	200	200	0	0.0	200	0	200
20-5250-51-51635 PROFESSIONAL & MEMBERS	360	360	360	525	145.8	(165)	525	600
20-5250-51-51740 SUPPLIES - CHEMICALS &	40,000	40,000	40,000	37,414	93.5	2,586	37,414	42,000
20-5250-51-51743 SUPPLIES-EQUIPMENT	1,000	1,000	1,000	517	51.7	483	517	1,000
20-5250-51-51746 SUPPLIES-OFFICE	0	0	0	0	0.0	0	0	0
20-5250-51-51747 METER PURCHASE	61,250	61,250	61,250	45,077	73.6	16,173	45,077	80,750
20-5250-51-51780 TRAVEL	2,000	2,000	2,000	5	0.3	1,995	5	500
20-5250-51-51800 UNIFORMS & ACCESSORIES	2,000	2,000	2,000	1,789	89.5	211	1,789	2,000
20-5250-51-51809 R.O.W FEES	675	675	675	643	95.3	32	643	700
20-5250-51-51810 UTILITIES-ELECTRIC AUS	22,000	22,000	22,000	20,410	92.8	1,590	20,410	23,000
20-5250-51-51813 UTILITIES-ELECTRIC BLU	12,000	12,000	12,000	11,319	94.3	681	11,319	16,000
20-5250-51-52340 FUEL & OIL	6,000	6,000	6,000	7,439	124.0	(1,439)	7,439	8,000
20-5250-51-52440 EQUIPMENT RENTAL	500	500	500	1,016	203.2	(516)	1,016	500
20-5250-51-53010 TESTING WATER AND WAST	6,000	6,000	6,000	4,835	80.6	1,165	4,835	6,500
TOTAL OPERATING	186,169	186,169	186,169	158,662	85.2	27,507	158,662	214,934

REPAIRS & MAINTENANCE

20-5250-52-52010 BUILDING REPAIRS & MAI	1,000	1,000	1,000	1,947	194.7	(947)	1,947	4,000
20-5250-52-52320 VEHICLE REPAIRS & MAIN	6,500	6,500	6,500	4,648	71.5	1,852	4,648	6,500
20-5250-52-52430 MACHINERY EQUIPMENT-RE	5,500	5,500	5,500	15,988	290.7	(10,488)	15,988	16,000
20-5250-52-52460 REPAIRS-WELLS,PUMPS,MO	40,000	40,000	40,000	67,870	169.7	(27,870)	67,870	40,000
TOTAL REPAIRS & MAINTENANCE	53,000	53,000	53,000	90,452	170.7	(37,452)	90,452	66,500

WATER/WASTEWATER

20-5250-53-53030 WATER FEES-AUSTIN	500	500	500	507	101.5	(7)	507	500
20-5250-53-53040 WATER FEES-MANVILLE	320,000	320,000	320,000	408,539	127.7	(88,539)	408,539	532,250
20-5250-53-53050 WATER FEES-EPCOR	1,250,000	1,250,000	1,250,000	982,214	78.6	267,786	982,214	1,500,000
20-5250-53-53060 WELL ROYALTIES-FOWLER	9,500	9,500	9,500	12,017	126.5	(2,517)	12,017	14,000
20-5250-53-53070 WELL ROYALTIES-LEE	4,000	4,000	4,000	4,092	102.3	(92)	4,092	7,000
TOTAL WATER/WASTEWATER	1,584,000	1,584,000	1,584,000	1,407,369	88.8	176,631	1,407,369	2,053,750

CONTRACTED SERVICES

20-5250-54-51165 ENGINEERING/PLANNING S	0	0	0	2,510	0.0	(2,510)	2,510	3,000
20-5250-54-51440 LEGAL FEES	0	0	0	15	0.0	(15)	15	0
20-5250-54-51595 MVBA UTIL COLLECTION	150	150	150	663	442.2	(513)	663	800
TOTAL CONTRACTED SERVICES	150	150	150	3,188	2,125.5	(3,038)	3,188	3,800

DEBT PAYMENTS

20-5250-55-52310 VEHICLE LEASE EXPENSE	30,000	30,000	30,000	29,870	99.6	130	29,870	30,000
20-5250-55-52410 MACHINERY EQUIPMENT LE	50,353	50,353	50,353	50,352	100.0	1	50,352	50,353
TOTAL DEBT PAYMENTS	80,353	80,353	80,353	80,222	99.8	131	80,222	80,353

CAPITAL OUTLAY < \$5K

20-5250-57-52200 COMPUTER EQUIP PURCHAS	0	0	0	0	0.0	0	0	0
20-5250-57-52400 MACHINERY EQUIPMENT-PU	3,000	3,000	3,000	1	0.0	2,999	1	5,000
20-5250-57-52450 TOOLS	5,000	5,000	5,000	1,364	27.3	3,636	1,364	5,000
TOTAL CAPITAL OUTLAY < \$5K	8,000	8,000	8,000	1,365	17.1	6,635	1,365	10,000

CAPITAL OUTLAY > \$5K

20-5250-58-52400 MACHINERY EQUIPMENT-PU	9,000	9,000	9,000	0	0.0	9,000	0	20,000
TOTAL CAPITAL OUTLAY > \$5K	9,000	9,000	9,000	0	0.0	9,000	0	20,000

TOTAL WATER EXPENDITURES	2,303,216	2,303,216	2,303,216	2,013,403	87.4	289,813	2,013,403	2,950,898
---------------------------------	------------------	------------------	------------------	------------------	-------------	----------------	------------------	------------------

WASTEWATER EXPENDITURES	FY 2020-21 ACTUAL	FY 2020-21 ORIG. BUDGET	FY 2020-21 CURR. BUDGET	Y-T-D ACTUAL AS OF 08/06/2021	% OF BUDGET	BUDGET BALANCE	PROJECTED YEAR END	REQUESTED 2021-22 BUDGET
PERSONNEL								
20-5275-50-50010 SALARIES	125,495	125,495	125,495	97,982	78.1	27,513	97,982	125,739
20-5275-50-50011 COVID 19 SALARIES	0	0	0	0				0
20-5275-50-50050 OVERTIME	14,432	14,432	14,432	13,974	96.8	458	13,974	16,000
20-5275-50-50051 COVID 19 OVERTIME-	0	0	0	0				0
20-5275-50-50075 LONGEVITY PAY	1,900	1,900	1,900	2,000	105.3	(100)	2,000	2,400
20-5275-50-50200 EMPLOYER PAID TAXES	10,850	10,850	10,850	8,346	76.9	2,504	8,346	10,909
20-5275-50-50255 WORKERS' COMPENSATION	3,400	3,400	3,400	3,566	104.9	(166)	3,566	3,600
20-5275-50-50325 HEALTH INSURANCE	22,309	22,309	22,309	15,734	70.5	6,575	15,734	22,651
20-5275-50-50410 EMPLOYER RETIREMENT CO	12,598	12,598	12,598	9,768	77.5	2,830	9,768	12,064
20-5275-50-50520 EMPLOYEE EDUCATION	600	600	600	1,521	253.5	(921)	1,521	975
20-5275-50-50700 UNEMPLOYMENT CLAIMS	2,000	2,000	2,000	0	0.0	2,000	0	2,000
TOTAL PERSONNEL	193,584	193,584	193,584	152,889	79.0	40,695	152,889	196,338
OPERATING								
20-5275-51-51011 PRE-EMPLOYMENT SCREENING	100	100	100	62	62.0	38	62	100
20-5275-51-51335 INSURANCE-PROPERTY, CA	9,800	9,800	9,800	22,912	233.8	(13,112)	22,912	9,800
20-5275-51-51338 INSURANCE LIABILITY	2,995	2,995	2,995	2,549	85.1	446	2,549	2,995
20-5275-51-51603 PERIODICALS & PUBLICAT	100	100	100	0	0.0	100	0	100
20-5275-51-51610 PERMITS & LICENSES	5,200	5,200	5,200	4,913	94.5	287	4,913	5,500
20-5275-51-51620 PHYSICALS/DRUG TESTING	120	120	120	0	0.0	120	0	120
20-5275-51-51635 PROFESSIONAL & MEMBERS	150	150	150	0	0.0	150	0	0
20-5275-51-51740 SUPPLIES PARTS AND MATERIALS	52,000	52,000	52,000	113,912	219.1	(61,912)	113,912	140,000
20-5275-51-51800 UNIFORMS & ACCESSORIES	1,250	1,250	1,250	1,107	88.5	143	1,107	1,500
20-5275-51-51809 R.O.W. FEES	675	675	675	643	95.3	32	643	700
20-5275-51-51813 UTILITIES-ELECTRIC BLU	160,000	160,000	160,000	143,659	89.8	16,341	143,659	185,000
20-5275-51-51815 UTILITIES-ELECTRIC TX	9,000	9,000	9,000	8,017	89.1	983	8,017	11,000
20-5275-51-52340 FUEL & OIL	4,000	4,000	4,000	2,432	60.8	1,568	2,432	3,500
TOTAL OPERATING	245,390	245,390	245,390	300,206	122.3	(54,816)	300,144	360,315
REPAIRS & MAINTENANCE								
20-5275-52-52010 BUILDING REPAIRS & MAI	1,000	1,000	1,000	411	41.1	589	411	2,500
20-5275-52-52320 VEHICLE REPAIRS & MAIN	1,500	1,500	1,500	214	14.3	1,286	214	1,500
20-5275-52-52430 MACHINERY EQUIPMENT-RE	20,000	20,000	20,000	7,459	37.3	12,541	7,459	20,000
20-5275-52-52460 REPAIRS-WELLS,PUMPS,MO	35,000	35,000	35,000	25,763	73.6	9,237	25,763	35,000
TOTAL REPAIRS & MAINTENANCE	57,500	57,500	57,500	33,848	58.9	23,652	33,848	59,000

WATER/WASTEWATER

20-5275-53-53010 TESTING WATER AND WAST	32,000	32,000	32,000	33,078	103.4	(1,078)	33,078	56,650
20-5275-53-53040 WATER FEES-MANVILLE	650	650	650	2,220	341.6	(1,570)	2,220	3,000
20-5275-53-53160 WASTEWATER FEES-AUSTIN	125,000	125,000	125,000	381,264	305.0	(256,264)	381,264	0
TOTAL WATER/WASTEWATER	157,650	157,650	157,650	416,562	264.2	(258,912)	416,562	59,650

CONTRACTED SERVICES

20-5275-54-51165 ENGINEERING/PLANNING S	1,200	1,200	1,200	2,076	173.0	(876)	2,076	112,002
20-5275-54-51440 LEGAL FEES	0	0	0	15	0.0	(15)	15	0
20-5275-54-53150 SLUDGE DISPOSAL	15,000	15,000	15,000	95,919	639.5	(80,919)	95,919	127,000
TOTAL CONTRACTED SERVICES	16,200	16,200	16,200	98,010	605.0	(81,810)	98,010	239,002

CAPITAL OUTLAY < \$5K

20-5275-57-52400 MACHINERY EQUIPMENT-PURCHASES	5,000	5,000	5,000	0	0.0	5,000	0	5,000
TOTAL CAPITAL OUTLAY < \$5K	5,000	5,000	5,000	0	0.0	5,000	0	5,000

CAPITAL OUTLAY > \$5K

20-5275-58-52400 MACHINERY EQUIPMENT-PU	15,000	15,000	15,000	0	0.0	15,000	0	15,000
20-5275-58-52410 CAPITAL OUTLAY	15,000	15,000	15,000	0	0.0	15,000	0	15,000
TOTAL CAPITAL OUTLAY > \$5K	30,000	30,000	30,000	0	0.0	30,000	0	30,000
TOTAL WASTEWATER EXPENDITURES	705,324	705,324	705,324	1,001,515	142.0	(296,191)	1,001,453	949,305

NON-DEPARTMENTAL EXPENDITURES	FY 2020-21 ACTUAL	FY 2020-21 ORIG. BUDGET	FY 2020-21 CURR. BUDGET	Y-T-D ACTUAL AS OF 08/06/2021	% OF BUDGET	BUDGET BALANCE	PROJECTED YEAR END	REQUESTED 2021-22 BUDGET
CAPITAL OUTLAY > \$5K								
20-5999-58-58005 2016 CO BOND EXPENSES	236,704	236,704	236,704	1,302,397	550.2	(1,065,693)	1,302,397	
TOTAL CAPITAL OUTLAY > \$5K	236,704	236,704	236,704	1,302,397	550.2	(1,065,693)	1,302,397	0
TRANSFERS								
20-5999-59-60010 TRANSFERS TO CPF	0	0	0	0	0.0	0	0	0
TOTAL TRANSFERS	0	0	0	0	0.0	0	0	0
TOTAL NON-DEPARTMENTAL EXPENDITURES	236,704	236,704	236,704	1,302,397	550.2	(1,065,693)	1,302,397	0
TOTAL EXPENDITURES	3,759,116	3,759,116	3,759,117	4,724,350	125.7	(965,232)	4,724,288	4,405,797
REVENUES OVER/(UNDER) EXPENDITURES	73,042	73,042	73,042	-276,264		349,306	(276,202)	83,777